

1. Name of Listed Entity: Sequent Scientific Limited
2. Scrip Code/Name of Scrip/Class of Security: SEQUENT
3. Share Holding Pattern Filed under: 31b
4. Share Holding Pattern as on : 30-Jun-2018
5. Declaration: The Listed entity is required to submit the following declaration to the extent of submission of information:-

S. No.	Particulars	Yes/No
1	Whether the Listed Entity has issued any partly paid up shares?	No
2	Whether the Listed Entity has issued any Convertible Securities?	No
3	Whether the Listed Entity has any shares against which depository receipts are issued?	No
4	Whether the Listed Entity has any shares in locked-in?	Promoter and Promoter Group
5	Whether any shares held by promoters are pledged or otherwise encumbered?	Yes
6	Whether the Listed Entity has issued any differential Voting Rights?	No
7	Whether the Listed Entity has issued any Warrants?	No

Table I - Summary Statement holding of specified securities

Category (i)	Category of shareholder (ii)	Nos. of shareholders (iii)	No. of fully paid up equity shares held (iv)		No. of Partly paid-up equity shares held (v)	No. of shares underlying Depository Receipts (vi)	Total nos. shares held (vii) = (iv)+(v)+(vi)	Shareholding as a % of total no. of shares (calculated as per SCRR, 1957) (viii)	Number of Voting Rights held in each class of securities (ix)		No. of Shares Underlying Outstanding convertible securities (including Warrants) (x)	Shareholding, as a % assuming full conversion of convertible securities (as a percentage of diluted share capital) (xi) = (vii)+(x)	Number of Locked in shares (xii)	Number of Shares pledged or otherwise encumbered (xiii)	Number of equity shares held in dematerialized form (xiv)
			Class X	Total (A+B+C)					No. (a)	As a % of total Shares held (b)					





A	Promoter & Promoter Group	18	139602830	0	0	139602830	57.28	139602830	57.28	0	139	57.28	0	28288670	20.2645988670	32.94	139602830
B	Public	15938	102688165	0	0	102688165	42.13	102688165	42.13	0	102	42.13	0	0	0.00		102638135
C	Non Promoter-Non Public	1	1445200	0	0	1445200		1445200		0	144	0.59	0	0	0.00		1445200
C1	Shares underlying DRs	0	0	0	0	0		0		0	0	0.00	0	0	0.00		0
C2	Shares held by Employee Trusts	1	1445200	0	0	1445200	0.59	1445200	0.59	0	144	0.59	0	0	0.00		1445200
	Total	15957	243736195	0	0	243736195	100.00	243736195	100.00	0	243	100.00	0	28288670	11.6145988670	18.87	243686165





Table II - Statement showing shareholding pattern of the Promoter and Promoter Group

Category & Name of the Shareholders (i)	PAN (ii)	No. of shares held (iii)	No. of fully paid up equity shares held (iv)	Partly paid-up equity shares held (v)	Nos. of shares underlying Depository Receipts (vi)	Total nos. shares held (VII) = (IV)+(V)	Shareholding % as per SCRR, 1957 As a % of (A+B+C2) (viii)	Number of Voting Rights held in each class of securities (ix)			Total as a % of Total Voting rights	No. of Securities (including Warrants) (x)	Shareholding % as a % assuming full conversion of convertible securities (xi)	Number of Locked in shares (xii)	Number of Shares (xiii)		Number of equity shares held in dematerialized form (xiv)
								Class X	Class Y	Total					No. (a)	As a % of total Shares held (b)	
1																	
a																	
Indian Individuals/Hindu undivided Family		0	0	0	0	0	0.00	0	0	0	0	0.00	0	0	0	0	0
DEEPA ARUN KUMAR	AFUP K786 6D	12	560490 895	0	0	560498 95	23.00	560490 895	0	0	0	23.00	0	0	115 000 00	20.52	56049895
DEEPA ARUN KUMAR	AFUP K786 6D	1	500000 0	0	0	500000	0.21	500000 0	0	0	0	0.21	0	0	0	0.00	500000
PADMAKU MAR	ADH PP21	1	500000 0	0	0	500000	0.21	500000 0	0	0	0	0.21	0	0	0	0.00	500000
KARUNAKA RAN PILLAI	65P	1	500000 0	0	0	500000	0.21	500000 0	0	0	0	0.21	0	0	0	0.00	500000
VINEETHA MOHANAK UMAR PILLAI	AEU PV73 29F	1	500000 0	0	0	500000	0.21	500000 0	0	0	0	0.21	0	0	0	0.00	500000
K R RAVISHAN KAR	ADA PR60 16N	1	278990 930	0	0	278999 30	11.45	278990 930	0	0	0	11.45	0	0	0	0.00	27899930
RAJITHA GOPALAKRISHNAN	ADE PG18 76F	1	500000 0	0	0	500000	0.21	500000 0	0	0	0	0.21	0	0	0	0.00	500000
HEMALATHA	AHD 1	1	500000 0	0	0	500000	0.21	500000 0	0	0	0	0.21	0	0	0	0.00	500000









	TIMF HOLDINGS	AAF CT04 80M	1	153300795	0	15330795	6.29	153300795	153 307 95	6.29	0	0.00	1340195
	DVIFUND MAURITIUS LTD	AAC CD94 82G	1	93302095	0	93302095	3.83	93302095	933 029 5	3.83	0	0.00	9330295
	MORGAN STANLEY ASIA (SINGAPOR E) PTE.	AAE CM35 75F	1	38995026	0	3899526	1.60	38995026	389 952 6	1.60	0	0.00	3899526
f	Financial Institutions/ Banks		3	953350	0	953350	0.04	953350	953 35	0.04	0	0.00	95335
g	Insurance Companies		0	0	0	0	0.00	0	0	0.00	0	0.00	0
h	Provident Funds/ Pension Funds		0	0	0	0	0.00	0	0	0.00	0	0.00	0
i	Any Other (specify)		0	0	0	0	0.00	0	0	0.00	0	0.00	0
	Sub-Total (B)(1)		32	41990137	0	41990137	17.23	41990137	419 901 37	17.23	0	0.00	41990137
2	Central Government/ State Government(s) / President of India		0	0	0	0	0.00	0	0	0.00	0	0.00	0
	Sub-Total (B)(2)		0	0	0	0	0.00	0	0	0.00	0	0.00	0
3	Non-institutions		0	0	0	0	0.00	0	0	0.00	0	0.00	0
a	Individuals -		15200	24936055	0	24936055	10.23	24936055	249 360 55	10.23	0	0.00	24886025



i	Individual shareholders holding nominal share capital up to Rs. 2 lakhs.	15173	160150 365	0	160153 65	6.57	160150 365	55 160 153 65	6.57	0	6.57	0	0.00	15965335
ii	Individual shareholders holding nominal share capital in excess of Rs. 2 lakhs.	27	892060 90	0	892069 0	3.66	892060 90	892 069 0	3.66	0	3.66	0	0.00	8920690
b	NBFCs registered with RBI	0	0	0	0	0.00	0	0	0.00	0	0.00	0	0.00	0
c	Employee Trusts	0	0	0	0	0.00	0	0	0.00	0	0.00	0	0.00	0
d	Overseas Depositories (holding DRs) (balancing figure)	0	0	0	0	0.00	0	0	0.00	0	0.00	0	0.00	0
e	Any Other (specify)	706	357610 973	0	357619 73	14.67	357610 973	357 619 73	14.67	0	14.67	0	0.00	35761973
	Trusts	2	3500	0	3500	0.00	3500	350	0.00	0	0.00	0	0.00	3500
	Bodies Corporate	348	274060 642	0	274066 42	11.24	274060 642	274 066 42	11.24	0	11.24	0	0.00	27406642
	Others	8	671490	0	67149	0.03	671490	671 49	0.03	0	0.03	0	0.00	67149
	IEPF	1	229000	0	22900	0.01	229000	229 00	0.01	0	0.01	0	0.00	22900
	Non-Resident	275	772210	0	772215	3.17	772210	772	3.17	0	3.17	0	0.00	7722159



Indian (NRI)		59			9			59			215								
Clearing Members	69	2173803	0	2173830	0.09	2173803	0.09	2173803	0	0.09	0	0.00	0	0.00	0	0.00	0	0.00	217383
Director or Director's Relatives	3	3222400	0	3222400	0.13	3222400	0.13	3222400	0	0.13	0	0.00	0	0.00	0	0.00	0	0.00	322240
Sub-Total (B)(3)	15906	60698028	0	60698028	24.90	60698028	24.90	60698028	0	24.90	0	0.00	0	0.00	0	0.00	0	0.00	60647998
Total Public Shareholding (B)= (B)(1)+(B)(2)+(B)(3)	15938	1026808165	0	102688165	42.13	102688165	42.13	102688165	0	42.13	0	0.00	0	0.00	0	0.00	0	0.00	102638135
UNIT TRUST OF INDIA INVESTMENT ADVISORY	AAC 1 TA74 26Q	141380395	0	14138395	5.80	14138395	5.80	141380395	0	5.80	0	0.00	0	0.00	0	0.00	0	0.00	14138395
SATPAL KHATTAR	ARC 1 PK96 11J	71222010	0	7122210	2.92	7122210	2.92	71222010	0	2.92	0	0.00	0	0.00	0	0.00	0	0.00	7122210



Table IV - Statement showing shareholding pattern of the Non Promoter- Non Public shareholder

Category & Name of the Shareholders (i)	PAN (ii)	No. of shareholder (iii)	No. of fully paid up equity shares held (iv)	Partly paid-up equity shares held (v)	Nos. of shares underlying Depository Receipts (vi)	Total no. shares held (VII) = IV+V+VI	Shareholding % calculated as per SCRR, 1957 (A+B+C2) (viii)	Number of Voting Rights held in each class of securities (ix)			Total shareholding as a % assuming full conversion of convertible securities (as a percentage of diluted share capital) (x)	Number of Locked in shares (xi)	Number of Shares pledged or otherwise encumbered (xii)	Number of equity shares held in dematerialized form (xiv)
								No of Voting Rights Class X	Class Y	Total				
								Total as a % of Total Voting rights (x)			As a % of total Shares held (Not applicable)	As a % of total shares held (Not applicable)	As a % of total shares held (Not applicable)	
1	Custodian/DR Holder	0	0	0	0	0	0.00	0	0	0				0.00
2	Employee Benefit Trust (under SEBI (Share based Employee Benefit) Regulations, 2014)	1	1445200	0	0	1445200	0.59	144000	5200	0	0.59	0	0	1445200
	Total Non-Promoter- Non Public Shareholding (C)= (C)(1)+(C)(2)	1	1445200	0	0	1445200	0.59	144000	5200	0	0.59	0	0	1445200

Table II- Unclaim Details

Details of Shares which remain unclaimed may be given here along with details such as number of shareholders, outstanding shares held in demat/unclaimed suspense account, voting rights which are frozen etc.	
No. of shareholders	No of share held




Table III- Unclaim Details

Details of Shares which remain unclaimed may be given here along with details such as number of shareholders, outstanding shares held in demat/unclaimed suspense account, voting rights which are frozen etc.	
No. of shareholders	No of share held

Table III- Person in Concert

Details of the shareholders acting as persons in Concert including their Shareholding		
Name of shareholder	Name of PAC	No. of share
		Holding %

