


1. Name of Listed Entity: Sequent Scientific Limited
2. Scrip Code/Name of Scrip/Class of Security: SEQUENT
3. Share Holding Pattern Filed under: 31b
4. Share Holding Pattern as on : 31-Mar-2018
5. Declaration: The Listed entity is required to submit the following declaration to the extent of submission of information:-

S. No.	Particulars	Yes/No
1	Whether the Listed Entity has issued any partly paid up shares?	No
2	Whether the Listed Entity has issued any Convertible Securities?	No
3	Whether the Listed Entity has any shares against which depository receipts are issued?	No
4	Whether the Listed Entity has any shares in locked-in?	Yes
5	Whether any shares held by promoters are pledge or otherwise encumbered?	Yes
6	Whether the Listed Entity has issued any differential Voting Rights?	No
7	Whether the Listed Entity has issued any Warrants?	No

Table I - Summary Statement holding of specified securities

Category of Shareholder (i)	Nos. of share holders (iii)	No. of fully paid up equity shares held (iv)		No. of Partly paid-up equity shares held (v)		No. of shares underlying Depository Receipts (vi)	Total nos. shares held (vii) = (iv)+(v)+(vi)	Shareholding as a % of total no. of shares (calculated as per SCRR, 1957) (viii)		Number of Voting Rights held in each class of securities (ix)			No. of Shares Underlying Outstanding convertible securities (including Warrants) (x)	Shareholding, as a % assuming full conversion of convertible securities (as a diluted share capital) (xi) = (vii)+(x)	Number of Locked in shares (xii)	Number of Shares pledged or otherwise encumbered (xiii)	Number of equity shares held in dematerialized form (xiv)
		As a % of (A+B+C2)	As a % of (A+B+C)	Class eg: X	Class eg: Y			Total	As a % of (A+B+C)								




A	Promoter & Promoter Group	18	1396028	0	0	139602	57.28	1396	0	139	57.28	0	57.28	34288	24.56	399	28.64	13960283
			30			830		0283		602				670		886		0
B	Public	12964	1026881	0	0	102688	42.13	1026	0	102	42.13	0	42.13		0.00			10263689
			65			165		8816		688								0
C	Non Promoter-Non Public	1	1445200	0	0	144520	0.59	1445	0	144	0.59	0	0.59	0	0.00	0	0.00	1445200
						0		200		520								
C1	Shares underlying DRS	0	0	0	0	0	0.00	0	0	0	0.00	0	0.00		0.00			0
C2	Shares held by Employee Trusts	1	1445200	0	0	144520	0.59	1445	0	144	0.59	0	0.59		0.00			1445200
						0		200		520								
	Total	12983	2437361	0	0	243736	100.00	2437	0	243	100.00	0	100.00	34288	14.07	399	16.41	24368492
			95			195		3619		736				670		886		0
						195		5		195						70		




Table II - Statement showing shareholding pattern of the Promoter and Promoter Group

Category & Name of the Shareholders (i)	PAN (ii)	No. of shares held (iii)	No. of fully paid up equity shares held (iv)		Partly paid-up equity shares held (v)		Nos. of shares underlying Depository Receipts (vi)	Total nos. shares held (VII = IV+V+VI)	Shareholding % (VIII)		Number of Voting Rights held in each class of securities (IX)			No. of Shares Underlying Outstanding convertible securities (including Warrants) (X)	Shareholding % assuming full conversion of convertible securities (XI)		Number of Locked in Shares (XII)	Number of Shares pledged or otherwise encumbered (XIII)	Number of equity shares held in dematerialized form (XIV)		
			paid-up equity shares held	partly paid-up equity shares held	As a % of (A+B+C2) (VIII)	calculating % as per SCRR, 1957			Class X	Class Y	Total	Total as a % of Total Voting rights	convertible securities as a percentage of diluted share capital (XII) = (VII)+(X) as a % of A+B+C2		as a % of total Shares held (b)	As a % of total share held (b)					
1 Indian Individuals/Hindu undivided Family		0	0	0	0	0	0	0	0.00	0	0	0	0	0	0	0	0	0	0	0	
VINEETHA MOHANAK UMAR PILLAI	AEU PV73 29F	50000	0	0	0	0	50000	0	0.21	50000	0	500	0.21	0	0.00	0	0	0	0	0	500000
ADITYA ARUN KUMAR	AVV PKS4 20G	50000	0	0	0	0	50000	0	0.21	50000	0	500	0.21	0	0.00	0	0	0	0	0	500000
HEMALATHA PILLAI	AHD PP94 20B	50000	0	0	0	0	50000	0	0.21	50000	0	500	0.21	0	0.00	0	0	0	0	0	500000
K R RAVISHAN KAR	ADA PR60 16N	27899	0	930	0	0	278999	30	11.45	278990	999	278	11.45	0	0.00	0	0	0	0	0	27899930
KRISHNA KUMAR NAIR	AAB PN87 87G	50000	0	0	0	0	50000	0	0.21	50000	0	500	0.21	0	0.00	0	0	0	0	0	500000
ARUNKUMAR PILLAI	AFBP P0461	23499	0	965	0	0	234999	65	9.64	234990	999	234	9.64	0	0.00	0	0	0	0	0	23499965



		L																			
	DEEPA ARUN KUMAR	AFUP K786 6D	500000	0	500000	0.21	500000	0	500000	0	500000	0	0	0	0.00	0	0.00	0	0.00	500000	
	RAJITHA GOPALAKRISHNAN	ADE PG18 76F	500000	0	500000	0.21	500000	0	500000	0	500000	0	0	0	0.00	0	0.00	0	0.00	500000	
	YALAVARTHY USHA RANI	AAK PU47 78P	150000	0	150000	0.06	150000	0	150000	0	150000	0	0	0	0.00	0	0.00	0	0.00	150000	
	TARINI ARUN KUMAR	BMS PK29 32C	500000	0	500000	0.21	500000	0	500000	0	500000	0	0	0	0.00	0	0.00	0	0.00	500000	
	PADMAKUMAR KARUNAKARAN PILLAI	ADH PP21 65P	500000	0	500000	0.21	500000	0	500000	0	500000	0	0	0	0.00	0	0.00	0	0.00	500000	
	SAJITHA PILLAI	AAO PP80 82D	500000	0	500000	0.21	500000	0	500000	0	500000	0	0	0	0.00	0	0.00	0	0.00	500000	
b	Central Government/State Government(s)		0	0	0	0.00	0	0	0	0	0	0	0	0	0.00	0	0.00	0	0.00	0	
c	Financial Institutions/ Banks		0	0	0	0.00	0	0	0	0	0	0	0	0	0.00	0	0.00	0	0.00	0	
d	Any Other (specify)		835520	0	835529	34.28	835520	0	835520	0	835520	0	835	34.28	0	34.28	3428	41.0	298	35.77	83552935
	Bodies Corporate		835520	0	835529	34.28	835520	0	835520	0	835520	0	835	34.28	0	34.28	3428	41.0	298	35.77	83552935
	AGNUS CAPITAL LLP	AAR FA93 021	211570	0	211575	8.68	211570	0	211570	0	211570	0	211	8.68	0	8.68	7500	35.4	128	60.88	211570



AGNUS HOLDINGS PVT LTD	AAH CS66 60A	130110 50	0	130115 0	0.53	130110 50	130 115	0.53	0	0.53	0	0.00	900 000	69.17	1301150
CHAYADEE P	AAC CC34	518050 55	0	518055 5	2.13	518050 55	518 055	2.13	0	2.13	0	0.00	500 000	96.51	5180555
CHAYADEE S PVT LTD	AAG FC84 06J	251250 000	0	251250 00	10.31	251250 000	251 250	10.31	0	10.31	0	0.00	731 825	29.13	25125000
DEVICAM CAPITAL LLP	AAJF D995 7E	378860 70	0	378867 0	1.55	378860 70	378 867	1.55	0	1.55	0	0.00	378 867	100.0	3788670
PRONOMZ VENTURES LLP	AAM FP68 00H	270000 000	0	270000 00	11.08	270000 000	270 000	11.08	0	11.08	0	0.00	0	0.00	27000000
Sub-Total (A)(1)		18 139600 2830	0	139602 830	57.28	139600 2830	139 602	57.28	0	57.28	0	0.00	399 886	28.64	13960283
Foreign Individuals (Non-Resident Individuals/ Foreign Individuals)		0 0 0	0	0 0 0	0.00	0 0 0	0 0 0	0.00	0	0.00	0	0.00	0 0 0	0.00	0
Government Institutions		0 0 0	0	0 0 0	0.00	0 0 0	0 0 0	0.00	0	0.00	0	0.00	0 0 0	0.00	0
Foreign Portfolio Investor		0 0 0	0	0 0 0	0.00	0 0 0	0 0 0	0.00	0	0.00	0	0.00	0 0 0	0.00	0
Any Other (specify)		0 0 0	0	0 0 0	0.00	0 0 0	0 0 0	0.00	0	0.00	0	0.00	0 0 0	0.00	0
Sub-Total (A)(2)		0 0 0	0	0 0 0	0.00	0 0 0	0 0 0	0.00	0	0.00	0	0.00	0 0 0	0.00	0
Total		18 139600 2830	0	139602 830	57.28	139600 2830	139 602	57.28	0	57.28	0	0.00	399 886	28.64	13960283



Shareholding of Promoter and Promoter Group (A)= (A)(1)+(A)(2)	2830	830	2830	602	830	8670	6	886	70	0
--	------	-----	------	-----	-----	------	---	-----	----	---

Table III - Statement showing shareholding pattern of the Public shareholder


Category & Name of the Shareholders (i)	PAN (ii)	Nos. of shares held (iii)	No. of fully paid up equity shares held (iv)	Partly paid-up equity shares held (v)	Nos. of shares underlying Depository Receipts (vi)	Total nos. shares held VIII = I+(V+VI)	Shareholding % calculated as per SCRR, 1957 As a % of (A+B+C2) VIII	Number of Voting Rights held in each class of securities (ix)			No. of Shares Underlying Outstanding convertible securities (including Warrants) (x)	Total shareholding as a % assuming full conversion of convertible securities (as a percentage of diluted share capital) (xi)	Number of Locked In shares (xii)		Number of Shares pledged or otherwise encumbered (xiii)	Number of equity shares held in dematerialized form (xiv)
								Class X	Class Y	Total			No. (a)	As a % of total Shares held (b)		
1 Institutions		0	0	0	0	0	0.00	0	0	0	0	0	0	0	0	0
a Mutual Funds/		1	11417019	0	0	11417019	4.68	11417019	114	4.68	0	0.00	0	0	0	11417019
SBI PHARMA FUND	AAB TS64 07Q	0	11417019	0	0	11417019	4.68	11417019	114	4.68	0	0.00	0	0	0	11417019
b Venture Capital Funds		0	0	0	0	0	0.00	0	0	0.00	0	0.00	0	0	0	0
c Alternate Investment Funds		0	0	0	0	0	0.00	0	0	0.00	0	0.00	0	0	0	0
d Foreign Venture Capital Investors		0	0	0	0	0	0.00	0	0	0.00	0	0.00	0	0	0	0
e Foreign Portfolio Investors		40	301880866	0	0	301880866	12.39	301880866	301	12.39	0	0.00	0	0	0	30188866
DVI FUND	AAC	0	939420	0	0	939420	3.85	939420	939	3.85	0	0.00	0	0	0	9394295



	MAURITIUS LTD	CD94 82G	95			5		95		429									
	TIME HOLDINGS	AAF CT04 80M	15330795	0		15330795	6.29	153300795		15330795	6.29	0		6.29					15330795
	MORGAN STANLEY ASIA (SINGAPOR E) PTE.	AAE CM35 75F	3899526	0		3899526	1.60	38995026		3899526	1.60	0		1.60					3899526
f	Financial Institutions/ Banks		601240	0		601240	0.02	601240		601240	0.02	0		0.02					60124
g	Insurance Companies		0	0		0	0.00	0		0	0.00	0		0.00					0
h	Provident Funds/ Pension Funds		0	0		0	0.00	0		0	0.00	0		0.00					0
i	Any Other (specify)		0	0		0	0.00	0		0	0.00	0		0.00					0
	Sub-Total (B)(1)		44	41666009		41666009	17.09	41666009		41666009	17.09	0		17.09					41666009
2	Central Government/ State Government(s) / President of India		0	0		0	0.00	0		0	0.00	0		0.00					0
	Sub-Total (B)(2)		0	0		0	0.00	0		0	0.00	0		0.00					0
3	Non-institutions		0	0		0	0.00	0		0	0.00	0		0.00					0
a	Individuals -		12292841	278430		27843841	11.42	278430841		27843841	11.42	0		11.42					27792566



i	Individual shareholders holding nominal share capital up to Rs. 2 lakhs.		12268	136302	0	0	136302	5.59	136302	0	0	136	5.59	0	5.59	0.00		13578967
			242	42			42		242			302						
ii	Individual shareholders holding nominal share capital in excess of Rs. 2 lakhs.		24	142135	0	0	142135	5.83	142130	0	0	142	5.83	0	5.83	0.00		14213599
			599	99			99		599			135						
	LAXMI SHIVANAN D MANKEKAR	AAD PM97 89K	0	610707	0	0	610707	2.51	610700	0	0	610	2.51	0	2.51	0.00		6107070
			70	0			70		70			707						
b	NBFCs registered with RBI		0	0	0	0	0	0.00	0	0	0	0	0.00	0	0.00	0.00		0
c	Employee Trusts		0	0	0	0	0	0.00	0	0	0	0	0.00	0	0.00	0.00		0
d	Overseas Depositories (holding DRs) (balancing figure)		0	0	0	0	0	0.00	0	0	0	0	0.00	0	0.00	0.00		0
e	Any Other (specify)		628	331783	0	0	331783	13.61	331780	0	0	331	13.61	0	13.61	0.00		33178315
			315	15			15		315			783						
	Other		5	18572			18572	0.01	18572			185	0.01	0	0.01	0.00		18572
												72						
	Bodies Corporate		311	250969	0	0	250969	10.30	250960	0	0	250	10.30	0	10.30	0.00		25096907
												969						
	UNIT TRUST OF	AAC TA74	0	141383	0	0	141383	5.80	141380	0	0	141	5.80	0	5.80	0.00		14138395
			395	95			95		395			383						



INDIA INVESTMENT ADVISORY	26Q									95								
Non-Resident Indian (NRI)	244	7590804	0	0	7590804	3.11	7590804	7590804	7590804	7590804	3.11	0	3.11	0.00				7590804
SATPAL KHATTAR	ARC PK96 11J	71222010	0	0	7122210	2.92	71222010	71222010	71222010	7122210	2.92	0	2.92	0.00				7122210
Clearing member	62	148092	0	0	148092	0.06	148092	148090	148092	148092	0.06	0	0.06	0.00				148092
Trusts	2	3500	0	0	3500	0.00	3500	3500	3500	3500	0.00	0	0.00	0.00				3500
Director or Director's Relatives	3	320240	0	0	320240	0.13	320240	320240	320240	320240	0.13	0	0.13	0.00				320240
Foreign Nationals	1	200	0	0	200	0.00	200	200	200	200	0.00	0	0.00	0.00				200
Sub-Total (B)(3)	12920	610220156	0	0	61022156	25.03	610220156	610220156	610220156	61022156	25.03	0	25.03	0.00				60970881
Total Public Shareholding (B)= (B)(1)+(B)(2)+(B)(3)	12964	1026808165	0	0	102688165	42.12	1026808165	1026808165	1026808165	102688165	42.12	0	42.12	0.00				102636890



Table IV - Statement showing shareholding pattern of the Non Promoter- Non Public shareholder

Category & Name of the Shareholders (i)	PAN (ii)	No. of share holder (iii)	No. of fully paid up equity shares held (iv)	Partly paid-up equity shares held (v)	Nos. of shares underlying Depository Receipts (vi)	Total no. shares held (VII = IV+V+VI)	Shareholding % calculated as per SCRR, 1957 (A+B+C2) (viii)	Number of Voting Rights held in each class of securities (ix)			Total as a % of Total Voting rights	No. of Shares Underlying Outstanding convertible securities (including Warrants) (x)	Total shareholding g. as a % assuming full conversion of convertible securities (as a percentage of diluted share capital) (xi)	Number of Locked in Shares (xii)	Number of Shares pledged or otherwise encumbered (xiii)	Number of equity shares held in dematerialized form (Not Applicable)
								Class X	Class Y	Total						
1 Custodian/DR Holder		0	0	0	0	0	0.00	0	0	0	0.00	0	0	0	0	0
2 Employee Benefit Trust (under SEBI (Share based Employee Benefit) Regulations, 2014)		1	144520	0	0	144520	0.59	144520	0	144520	0.59	0	0.00	0	0	1445200
Total Non-Promoter- Non Public Shareholding (C)= (C)(1)+(C)(2)		1	144520	0	0	144520	0.59	144520	144520	144520	0.59	0	0.00	0	0	1445200

Table II- Unclaim Details

Details of Shares which remain unclaimed may be given here along with details such as number of shareholders, outstanding shares held in demat/unclaimed suspense account, voting rights which are frozen etc.	
No. of shareholders	No of share held



Table III- Unclaim Details

Details of Shares which remain unclaimed may be given here along with details such as number of shareholders, outstanding shares held in demat/unclaimed suspense account, voting rights which are frozen etc.	
No. of shareholders	No of share held

Table III- Person in Concert

Details of the shareholders acting as persons in Concert including their Shareholding			
Name of shareholder	Name of PAC	No. of share	Holding %

FOR SEQUENT SCIENTIFIC LIMITED

Krupesh
KRUPESH MEHTA
Company Secretary
Membership No.: FCS-7656