

1. Name of Listed Entity: Sequent Scientific Limited
2. Scrip Code/Name of Scrip/Class of Security: SEQUENT
3. Share Holding Pattern Filed under: 31b
4. Share Holding Pattern as on : 31-Dec-2018
5. Declaration: The Listed entity is required to submit the following declaration to the extent of submission of information:-

S. No.	Particulars	Yes/No	
1	Whether the Listed Entity has issued any partly paid up shares?	No	
2	Whether the Listed Entity has issued any Convertible Securities?	No	
3	Whether the Listed Entity has any shares against which depository receipts are issued?	No	
4	Whether the Listed Entity has any shares in locked-in?	Yes	Promoter and Promoter Group
5	Whether any shares held by promoters are pledge or otherwise encumbered?	Yes	Promoter and Promoter Group
6	Whether the Listed Entity has issued any differential Voting Rights?	No	
7	Whether the Listed Entity has issued any Warrants ?	No	

Table I - Summary Statement holding of specified securities

Category (i)	Category of shareholder (ii)	Nos. of shareholders (iii)	No. of fully paid up equity shares held (iv)	No. of Partly paid-up equity shares held (v)	No. of shares underlying Depository Receipts (vi)	Total nos. shares held (vii) = (iv)+(v)+(vi)	Shareholding as a % of total no. of shares (calculated as per SCRR, 1957) (viii)	Number of Voting Rights held in each class of securities (ix)			No. of Shares Underlying Outstanding convertible securities (including Warrants) (x)	Shareholding, as a % assuming full conversion of convertible securities (as a percentage of diluted share capital) (xi) = (vii)+(x)	Number of Locked in shares (xii)		Number of Shares pledged or otherwise encumbered (xiii)		Number of equity shares held in dematerialized form (xiv)
								As a % of (A+B+C2)	No of Voting Rights				Total as a % of (A+B+C)	No. (a)	As a % of total Shares held (b)	No. (a)	
								Class eg: X	Class eg: y	Total							




A	Promoter & Promoter Group	18	139922640	0	0	139922640	57.41	139922640	139922640	57.41	0	57.41	19500000	13.94	62354670	44.56	139922640
B	Public	1778735	102866735	0	0	102866735	42.20	102866735	102866735	42.20	0	42.20	0	0.00			102816705
C	Non Promoter-Non Public	1	946820	0	0	946820		946820	946820	0.39	0		0	0.00			946820
C1	Shares underlying DRs	0	0	0	0	0		0	0	0.00	0		0	0.00			0
C2	Shares held by Employee Trusts	1	946820	0	0	946820	0.39	946820	946820	0.39	0	0.39	0	0.00			946820
	Total	17806	243736195	0	0	243736195	100.00	243736195	243736195	100.00	0	100.00	19500000	8.00	62354670	25.58	243686165




Table II - Statement showing shareholding pattern of the Promoter and Promoter Group


Category & Name of the Shareholders (I)	PAN (II)	No. of shares older (III)	No. of fully paid up equity shares held (IV)	Partly paid-up equity shares held (V)	Nos. of shares underlying Depository Receipts (VI)	Total nos. shares held (VII) = IV+V+VI	Shareholding % calculate d as per SCRR, 1957 (VIII)	Number of Voting Rights held in each class of securities (IX)			No. of Shares Underlying Outstanding convertible securities (including Warrants) (X)	Shareholding, as a % assuming full conversion of convertible securities (as a percentage of diluted share capital) (XI) = (VII)+(X) as a % of A+B+C2	Number of Locked In shares (XII)		Number of Shares pledged or otherwise encumbered (XIII)		Number of equity shares held in dematerialized form (XIV)	
								No of Voting Rights					Total as a % of Total Voting rights	No. (a)	As a % of total Shares held (b)	No. (a)		As a % of total shares held (b)
								Class X	Class Y	Total								
1	Indian	0	0	0	0	0	0.00	0	0	0	0.00	0	0.00	0	0.00	0	0	
a	Individuals/Hindu undivided Family	12	56169705	0	0	56169705	23.05	56169705	0	56169705	23.05	0	0.00	23591000	42.00	56169705		
	VINEETHA MOHANAKUMAR PILLAI	AEU PV7329F	1	500000	0	0	500000	0.21	500000	0	500000	0.21	0	0.00	0	0.00	500000	
	TARINI ARUN KUMAR	BMS PK2932C	1	500000	0	0	500000	0.21	500000	0	500000	0.21	0	0.00	0	0.00	500000	
	YALAVARTHY USHARANI	AAK PU4778P	1	150000	0	0	150000	0.06	150000	0	150000	0.06	0	0.00	0	0.00	150000	
	K R RAVISHANKAR	ADA PR6016N	1	2789930	0	0	2789930	11.45	2789930	0	2789930	11.45	0	0.00	0	0.00	2789930	
	KRISHNA KUMAR NAIR	AAB PN8787G	1	500000	0	0	500000	0.21	500000	0	500000	0.21	0	0.00	0	0.00	500000	
	PADMAKUMAR	ADH PP21	1	455000	0	0	455000	0.19	455000	0	455000	0.19	0	0.00	0	0.00	455000	



	KARUNAKA RAN PILLAI	65P																	
	RAJITHA GOPALAKRISHNAN	ADE PG18 76F	1	57500 0	0	0	575000	0.24	57500 0	575 000	0.24	0	0.24	0	0.00	0	0.00	575000	
	HEMALATHA PILLAI	AHD PP94 20B	1	51481 0	0	0	514810	0.21	51481 0	514 810	0.21	0	0.21	0	0.00	0	0.00	514810	
	ARUNKUMAR PILLAI	AFBP P0461 L	1	23499 965	0	0	234999 65	9.64	23499 965	234 999 65	9.64	0	9.64	0	0.00	230 910 00	98.26	23499965	
	SAJITHA PILLAI	AAO PP80 82D	1	57500 0	0	0	575000	0.24	57500 0	575 000	0.24	0	0.24	0	0.00	0	0.00	575000	
	ADITYA ARUN KUMAR	AVV PK54 20G	1	50000 0	0	0	500000	0.21	50000 0	500 000	0.21	0	0.21	0	0.00	0	0.00	500000	
	DEEPA ARUN KUMAR	AFUP K786 6D	1	50000 0	0	0	500000	0.21	50000 0	500 000	0.21	0	0.21	0	0.00	500 000 0	100.0	500000	
b	Central Government/ State Government(s)		0	0	0	0	0	0.00	0	0	0	0.00	0	0.00	0	0.00	0	0.00	0
c	Financial Institutions/ Banks		0	0	0	0	0	0.00	0	0	0	0.00	0	0.00	0	0.00	0	0.00	0
d	Any Other (specify)		6	83752 935	0	0	837529 35	34.36	83752 935	837 529 35	34.36	0	34.36	1950 0000	23.2 8	387 636 70	46.28	83752935	
	Bodies Corporate		6	83752 935	0	0	837529 35	34.36	83752 935	837 529 35	34.36	0	34.36	1950 0000	75.2 0	387 636 70	421.8 7	83752935	
	Sub-Total (A)(1)		18	13992 2640	0	0	139922 640	57.41	13992 2640	139 922 640	57.41	0	57.41	1950 0000	13.9 4	623 546 70	44.56	13992264	



2	Foreign		0	0	0	0	0	0.00	0	0	0	0.00	0	0.00	0	0.00	0	0.00	0
a	Individuals (Non-Resident Individuals/ Foreign Individuals)		0	0	0	0	0	0.00	0	0	0	0.00	0	0.00	0	0.00	0	0.00	0
b	Government		0	0	0	0	0.00	0	0	0	0.00	0	0.00	0	0.00	0	0.00	0	
c	Institutions		0	0	0	0	0.00	0	0	0	0.00	0	0.00	0	0.00	0	0.00	0	
d	Foreign Portfolio Investor		0	0	0	0	0.00	0	0	0	0.00	0	0.00	0	0.00	0	0.00	0	
e	Any Other (specify)		0	0	0	0	0.00	0	0	0	0.00	0	0.00	0	0.00	0	0.00	0	
	Sub-Total (A)(2)		0	0	0	0	0.00	0	0	0	0.00	0	0.00	0	0.00	0	0.00	0	
	Total Shareholding of Promoter and Promoter Group (A)= (A)(1)+(A)(2)		18	139920 2640	0	0	139922 640	57.41	139920 2640	139 922 640	57.41	0	57.41	1950 0000	13.9 4	623 546 70	44.56	13992264 0	
	AGNUS CAPITAL LLP	AAR FA93 02J	1	211570 560	0	0	211575 60	8.68	211570 560	211 575 60	8.68	0	8.68	2500 000	11.8 2	160 567 50	75.89	21157560	
	AGNUS HOLDINGS PVT LTD	AAH CS66 60A	1	130110 50	0	0	130115 0	0.53	130110 50	130 115 0	0.53	0	0.53	0	0.00	130 000 0	99.91	1301150	
	CHAYADEE P PROPERTIE S PVT LTD	AAC CC34 89Q	1	538050 55	0	0	538055 5	2.21	538050 55	538 055 5	2.21	0	2.21	0	0.00	520 000 0	96.64	5380555	
	CHAYADEE P VENTURES LLP	AAG FC84 06J	1	251250 000	0	0	251250 00	10.31	251250 000	251 250 00	10.31	0	10.31	1500 000	5.97	124 182 50	49.43	25125000	
	DEVICAM	AAJF	1	378860	0	0	378867	1.55	378860	378	1.55	0	1.55	0	0.00	378	100.0	3788670	




CAPITAL LLP	D995 7E		70			0		70		867 0					867 0	0	
PRONOMZ VENTURES LLP	AAM I FP68 00H		27000 000	0	0	270000 00	11.08	27000 000	0	270 000 00	11.08	0	11.08	1550 0000	57.4 0	0.00	27000000

Table III - Statement showing shareholding pattern of the Public shareholder

	Category & Name of the Shareholders (I)	PAN (II)	Nos. of share holder (III)	No. of fully paid up equity shares held (IV)	Partly paid-up equity shares held (V)	Nos. of shares underlying Depository Receipts (VI)	Total nos. shares held VII = IV+V+VI	Shareholding % calculated as per SCRR, 1957 As a % of (A+B+C2) VIII	Number of Voting Rights held in each class of securities (IX)			No. of Shares Underlying Outstanding convertible securities (including Warrants) (X)	Total shareholding, as a % assuming full conversion of convertible securities (as a percentage of diluted share capital) (XI)	Number of Locked In shares (XII)		Number of Shares pledged or otherwise encumbered (XIII)		Number of equity shares held in dematerialized form (XIV)	
									No of Voting Rights					Total as a % of Total Voting rights	No. (a)	As a % of total Shares held (b)	No. (Not applicable) (a)		As a % of total shares held (Not applicable) (b)
									Class X	Class Y	Total								
1	Institutions		0	0	0	0	0.00	0	0	0	0.00	0	0.00	0	0.00			0	
a	Mutual Funds/		1	99210 54	0	0	992105 4	4.07	99210 54	0	992 105 4	4.07	0	4.07	0	0.00			9921054
	SBI MAGNUM TAXGAIN SCHEME	AAB TS64 07Q	1	99210 54	0	0	992105 4	4.07	99210 54	0	992 105 4	4.07	0	4.07	0	0.00			9921054
b	Venture Capital Funds		0	0	0	0	0.00	0	0	0	0.00	0	0.00	0	0.00			0	
c	Alternate Investment Funds		0	0	0	0	0.00	0	0	0	0.00	0	0.00	0	0.00			0	
d	Foreign Venture Capital Investors		0	0	0	0	0.00	0	0	0	0.00	0	0.00	0	0.00			0	
e	Foreign Portfolio Investors		29	22629 313	0	0	226293 13	9.28	22629 313	0	226 293 13	9.28	0	9.28	0	0.00			22629313



	TIMF HOLDINGS	AAF CT04 80M	1	15330795	0	0	15330795	6.29	15330795	0	15330795	6.29	0	6.29	0	0.00	15330795
	MORGAN STANLEY ASIA (SINGAPORE) PTE.	AAE CM35 75F	1	3899526	0	0	3899526	1.60	3899526	0	3899526	1.60	0	1.60	0	0.00	3899526
f	Financial Institutions/ Banks		3	272158	0	0	272158	0.11	272158	0	272158	0.11	0	0.11	0	0.00	272158
g	Insurance Companies		0	0	0	0	0	0.00	0	0	0	0.00	0	0.00	0	0.00	0
h	Provident Funds/ Pension Funds		0	0	0	0	0	0.00	0	0	0	0.00	0	0.00	0	0.00	0
i	Any Other (specify)		0	0	0	0	0	0.00	0	0	0	0.00	0	0.00	0	0.00	0
	Sub-Total (B)(1)		33	32822525	0	0	32822525	13.47	32822525	0	32822525	13.47	0	13.47	0	0.00	32822525
2	Central Government/ State Government(s) / President of India		0	0	0	0	0	0.00	0	0	0	0.00	0	0.00	0	0.00	0
	Sub-Total (B)(2)		0	0	0	0	0	0.00	0	0	0	0.00	0	0.00	0	0.00	0
3	Non-institutions		0	0	0	0	0	0.00	0	0	0	0.00	0	0.00	0	0.00	0
a	Individuals -		16997	32178353	0	0	32178353	13.20	32178353	0	32178353	13.20	0	13.20	0	0.00	32178353
i	Individual shareholders		16964	19494929	0	0	19494929	8.00	19494929	0	19494929	8.00	0	8.00	0	0.00	19494929



	holding nominal share capital up to Rs. 2 lakhs.									29								
ii	Individual shareholders holding nominal share capital in excess of Rs. 2 lakhs.	33	12683424	0	0	12683424	5.20	12683424	0	12683424	5.20	0	5.20	0	0.00			12683424
b	NBFCs registered with RBI	0	0	0	0	0	0.00	0	0	0	0.00	0	0.00	0	0.00			0
c	Employee Trusts	0	0	0	0	0	0.00	0	0	0	0.00	0	0.00	0	0.00			0
d	Overseas Depositories (holding DRs) (balancing figure)	0	0	0	0	0	0.00	0	0	0	0.00	0	0.00	0	0.00			0
e	Any Other (specify)	757	37865857	0	0	37865857	15.54	37865857	0	37865857	15.54	0	15.54	0	0.00			37865857
	Non-Resident Indian (NRI)	324	8444938	0	0	8444938	3.46	8444938	0	8444938	3.46	0	3.46	0	0.00			8444938
	Bodies Corporate	7	21555	0	0	21555	0.01	21555	0	21555	0.01	0	0.01	0	0.00			21555
	IEPF	1	22900	0	0	22900	0.01	22900	0	22900	0.01	0	0.01	0	0.00			22900
	Clearing Members	76	142529	0	0	142529	0.06	142529	0	142529	0.06	0	0.06	0	0.00			142529
	Trusts	3	5000	0	0	5000	0.00	5000	0	5000	0.00	0	0.00	0	0.00			5000
	Bodies Corporate	343	28450815	0	0	28450815	11.67	28450815	0	28450815	11.67	0	11.67	0	0.00			28450815



										15								
Director or Director's Relatives		3	778120 0	0	0	778120	0.32	778120 0	778 120	0.32	0	0.32	0	0.00				778120
Sub-Total (B)(3)		17754	700440 210	0	0	700442 10	28.74	700440 210	700 442 10	28.74	0	28.74	0	0.00				69994180
Total Public Shareholding (B)= (B)(1)+(B)(2) +(B)(3)		17787	102860 6735	0	0	102866 735	42.20	102860 6735	102 866 735	42.20	0	42.20	0	0.00				10281670 5
UNIT TRUST OF INDIA INVESTMEN T ADVISORY	AAC TA74 26Q	1	141380 395	0	0	141383 95	5.80	141380 395	141 383 95	5.80	0	5.80	0	0.00				14138395
SATPAL KHATTAR	ARC PK96 11J	1	712220 10	0	0	712221 0	2.92	712220 10	712 221 0	2.92	0	2.92	0	0.00				7122210



Table IV - Statement showing shareholding pattern of the Non Promoter- Non Public shareholder

Category & Name of the Shareholders (I)	PAN (II)	No. of share older (III)	No. of fully paid up equity shares held (IV)	Partly paid-up equity shares held (V)	Nos. of shares underlying Depository Receipts (VI)	Total no. shares held (VII = IV+V+VI)	Shareholding % calculate d as per SCRR, 1957 As a % of (A+B+C2) (VIII)	Number of Voting Rights held in each class of securities (IX)			No. of Shares Underlying Outstanding convertible securities (including Warrants) (X)	Total shareholdin g, as a % assuming full conversion of convertible securities (as a percentage of diluted share capital) (XI)	Number of Locked in shares (XII)		Number of Shares pledged or otherwise encumbered (XIII)		Number of equity shares held in dematerializ ed form (XIV) (Not Applicable)	
								No of Voting Rights					Total as a % of Total Voting rights	No.	As a % of total Shares held	No. (Not applicable)		As a % of total shares held (Not applicable)
								Class X	Class Y	Total								
1	Custodian/DR Holder	0	0	0	0	0		0	0	0	0.00	0	0	0.00			0	
2	Employee Benefit Trust (under SEBI (Share based Employee Benefit) Regulations, 2014)	1	946820	0	0	946820	0.39	946820	0	946820	0.39	0	0.39	0	0.00			946820
	Total Non-Promoter- Non Public Shareholding (C)= (C)(1)+(C)(2)	1	946820	0	0	946820		946820	0	946820	0.39	0		0	0.00			946820

Table II- Unclaim Details

Details of Shares which remain unclaimed may be given here along with details such as number of shareholders, outstanding shares held in demat/unclaimed suspense account, voting rights which are frozen etc.	
No. of shareholders	No of share held



Table III- Unclaim Details

Details of Shares which remain unclaimed may be given here along with details such as number of shareholders, outstanding shares held in demat/unclaimed suspense account, voting rights which are frozen etc.	
No. of shareholders	No of share held

Table III- Person in Concert

Details of the shareholders acting as persons in Concert including their Shareholding			
Name of shareholder	Name of PAC	No. of share	Holding %

