

Format of Holding of Specified Securities

1. Name of Listing Entity : **Sequent Scientific Limited**
2. Scrip Code/ Name of Scrip/ Class of Security: **BSE - 512529/ NSE - SEQUENT/Sequent Scientific Limited/Equity**
3. Share Holding Pattern Filed under: **Reg. 31(1)(b) shareholding as on December 31, 2016**
4. Declaration : **The Listed entity is required to submit the following declaration to the extent of submission of information :-**

	Particulars	Yes*	No*
1	Whether the Listed Entity has issued any partly paid up shares?		No
2	Whether the Listed Entity has issued any Convertible Securities or Warrants?		No
3	Whether the Listed Entity has any shares against which depository receipts are issued?		No
4	Whether the Listed Entity has any shares in locked-in?	Yes	
5	Whether any shares held by promoters are pledge or otherwise encumbered?	Yes	

* If the Listed Entity selects the option 'No' for the questions above, the columns for the partly paid up shares, Outstanding Convertible Securities/Warrants, depository receipts, locked-in shares, No of shares pledged or otherwise encumbered by promoters, as applicable, shall not be displayed at the time of dissemination on the Stock Exchange website. Also wherever there is 'No' declared by Listed Entity in above table the values will be considered as 'Zero' by default on submission of the format of holding of specified securities.

5. The tabular format for disclosure of holding of specified securities is as follows:-

For Sequent Scientific Limited



Prashant Hebbur
Company Secretary

Table I - Summary Statement holding of specified securities

Category (I)	Category of shareholder (II)	Nos. of share holders (III)	No. of fully paid up equity shares held (IV)	No. of Partly paid-up equity shares held (V)	No. of shares underlying Depository Receipts (VI)	Total Nos. shares held (VII) = IV+V+VI	Shareholding as a % of total no. of shares (Calculated as per SCRR, 1957) (VIII) As a % of (A+B+C2)	No of voting Rights held in each class of securities (IX)			No of shares underlying convertible Securities (including warrants) (X)	Shareholding as a % assuming full conversion of convertible securities (as a % of diluted share capital) (XI) = (VII)+(X) as a % of A+B+C2	Number of Locked in shares (XII)		Number of shares pledged or otherwise encumbered (XIII)		Number of equity shares held in dematerialized Form (XIV)
								Class X	Class Y	Total (A+B+C)			No.(a)	As a % of Total shares held (b)	No.(a)	As a % of Total shares held (b)	
(A)	Promoter and Promoter Group	18	139,502,830	-	-	139,502,830	57.24	139,502,830	-	57.24	52,821,230	37.86	44,000,000	31.54	139,502,830		
(B)	Public	6,592	102,330,865	-	-	102,330,865	41.98	102,330,865	-	41.98	14,138,395	13.82	-	-	102,279,560		
(C)	Non Promoter - Non Public	1	1,902,500	-	-	1,902,500	0.78	1,902,500	-	0.78	-	-	-	-	1,902,500		
(C1)	Shares underlying DRs	-	-	-	-	-	-	-	-	-	-	-	-	-	-		
(C2)	Shares held by Employee Trusts	1	1,902,500	-	-	1,902,500	0.78	1,902,500	-	0.78	-	-	-	-	-		
	Total	6,611	243,736,195	-	-	243,736,195	100.00	243,736,195	-	100.00	66,959,625	27.47	44,000,000	18.05	243,684,890		

For Sequent Scientific Limited



Preetam Hebbar
Company Secretary

Table II - Statement showing Shareholding Pattern of the Promoter and Promoter Group

Category & Name of the Shareholder (I)	PAN (II)	Nos. of share holders (III)	No. of fully paid up equity shares held (IV)	No. of Party paid-up equity shares held (V)	No. of shares underlying Depository Receipts (VI)	Total Nos. shares held (VII) = IV+V+VI	Shareholding % per SCRR 1957 As a % of (A+B+C2) (VIII)	No of voting Rights held in each class of securities (IX)			Total as a % of Total voting rights	No of shares underlying convertible Securities (including warrants) (X)	Shareholding as a % assuming full conversion of convertible securities (as a % of diluted share capital) (XI) = (VII)/(X) as a % of A+B+C2	Number of Locked in shares (XII)		Number of shares pledged or otherwise encumbered (XIII)	Number of equity shares held in dematerialized Form (XIV)
								Class X	Class Y	Total				No.(a)	As a % of Total shares held (b)		
A(1)																	
(a) Indian																	
Individuals/HUFs		12	55,949,895	-	-	55,949,895	22.96	-	-	-	-	22.96	-	-	-	-	-
Aditya Arun Kumar	AVVPK5420G	-	500,000	-	-	500,000	0.21	-	-	-	-	0.21	-	-	20,500,000	36.64	55,949,895
Arunkumar Pillai	AFBPP0461L	-	23,399,965	-	-	23,399,965	9.60	-	-	-	-	9.60	-	-	20,500,000	37.61	500,000
Deepa Arun Kumar	AFUPK7866D	-	500,000	-	-	500,000	0.21	-	-	-	-	0.21	-	-	-	-	23,399,965
Hemalatha Pillai	AHDPP9420B	-	500,000	-	-	500,000	0.21	-	-	-	-	0.21	-	-	-	-	500,000
K. R Ravishanker	ADAPR6016N	-	27,899,930	-	-	27,899,930	11.45	-	-	-	-	11.45	-	-	-	-	500,000
Krishna Kumar Nair	AABPN8787G	-	500,000	-	-	500,000	0.21	-	-	-	-	0.21	-	-	-	-	500,000
Pradkumar Karunakaran Pillai	ADHPP2165P	-	500,000	-	-	500,000	0.21	-	-	-	-	0.21	-	-	-	-	27,899,930
Rajitha Gopalakrishnan	ADEFG1876F	-	500,000	-	-	500,000	0.21	-	-	-	-	0.21	-	-	-	-	500,000
Sajitha Pillai	AAOPP082D	-	500,000	-	-	500,000	0.21	-	-	-	-	0.21	-	-	-	-	500,000
Tarun Arun Kumar	BMSGK2932C	-	500,000	-	-	500,000	0.21	-	-	-	-	0.21	-	-	-	-	500,000
Vineetha Mohanakumar Pillai	AELPV7329F	-	500,000	-	-	500,000	0.21	-	-	-	-	0.21	-	-	-	-	500,000
Yalavarthy Lisha Rani	AAKPU4778P	-	150,000	-	-	150,000	0.06	-	-	-	-	0.06	-	-	-	-	500,000
(b) Central Govt./State Govt.		-	-	-	-	-	-	-	-	-	-	-	-	-	-	-	150,000
(c) Financial Institutions/Banks		-	-	-	-	-	-	-	-	-	-	-	-	-	-	-	-
(d) Any Other		-	-	-	-	-	-	-	-	-	-	-	-	-	-	-	-
(d1) Bodies Corporate		2	6,481,705	-	-	6,481,705	2.66	-	-	-	-	2.66	-	-	-	-	-
Agnus Holdings Private Limited	AAHCS6660A	-	1,301,150	-	-	1,301,150	0.53	-	-	-	-	0.53	-	-	5,900,000	91.03	6,481,705
Chavadeep Properties Private Limited	AAACC3489Q	-	5,180,555	-	-	5,180,555	2.13	-	-	-	-	2.13	-	-	900,000	69.17	1,301,150
Limited Liability Partnerships		4	77,071,230	-	-	77,071,230	31.62	-	-	-	-	31.62	-	-	5,000,000	96.51	5,180,555
Agnus Capital LLP	AARFA9302I	-	25,125,000	-	-	25,125,000	10.31	-	-	-	-	10.31	-	-	17,600,000	22.84	77,071,230
Chavadeep Ventures LLP	AAAGC8406J	-	25,125,000	-	-	25,125,000	10.31	-	-	-	-	10.31	-	-	7,781,750	39.97	25,125,000
Devicam Capital LLP	AAJFD9957E	-	3,788,670	-	-	3,788,670	1.55	-	-	-	-	1.55	-	-	9,818,250	39.08	25,125,000
Pronomz Ventures LLP	AAAMP6800H	-	23,032,560	-	-	23,032,560	9.45	-	-	-	-	9.45	-	-	44,000,000	31.54	3,788,670
Sub Total (A)(1)		18	139,502,830	-	-	139,502,830	57.24	-	-	-	-	57.24	-	-	52,821,230	37.86	139,502,830
A(2) Foreign		-	-	-	-	-	-	-	-	-	-	-	-	-	-	-	-
(a) Individuals(NRI/Foreign Individuals)		-	-	-	-	-	-	-	-	-	-	-	-	-	-	-	-
(b) Government		-	-	-	-	-	-	-	-	-	-	-	-	-	-	-	-
(c) Institutions		-	-	-	-	-	-	-	-	-	-	-	-	-	-	-	-
(d) Foreign Portfolio Investor		-	-	-	-	-	-	-	-	-	-	-	-	-	-	-	-
(e) Any Other (specify)		-	-	-	-	-	-	-	-	-	-	-	-	-	-	-	-
Sub Total (A)(2)		-	-	-	-	-	-	-	-	-	-	-	-	-	-	-	-
Total Shareholding of Promoter and Promoter Group (A)=(A)(1)+(A)(2)		18	139,502,830	-	-	139,502,830	57.24	-	-	-	-	57.24	-	-	44,000,000	31.54	139,502,830

For Sequent Scientific Limited




Prashanth Hebbar
Company Secretary

Table IV - Statement showing Shareholding Pattern of the Non Promoter - Non Public shareholder

Category & Name of the shareholder (I)	PAN (II)	Nos. of share holders (III)	No. of fully paid up equity shares held (IV)	No. of Partly paid-up equity shares held (V)	No. of shares underlying Depository Receipts (VI)	Total Nos. shares held (VII) = IV+V+VI	Shareholding % calculate as per SCRR 1957 As a % of (A+B+C2) (VIII)	No of voting Rights held in each class of securities (IX)			Total Shareholding as a % assuming full Conversion of convertible securities (as a % of diluted share capital) (XI) = (VII)+(X) as a % of A+B+C2	Number of Locked in shares (XII)		Number of shares pledged or otherwise encumbered No.(a) As a % of Total shares held (b)	Number of equity shares held in dematerialized Form (XIV)
								Class X	Class Y	Total		No.(a) As a % of Total shares held (b)	No.(a) As a % of Total shares held (b)		
C(1) Custodian/ DR Holder (a) GDRs/ADRS/ADSS		-	-	-	-	-	-	-	-	-	-	-	-	-	-
C(2) Employee Benefit Trust (under SEBI (Share Based Employee Benefit) Regulations, 2014)		1	1,902,500	-	-	1,902,500	0.78	1,902,500	-	1,902,500	0.78	-	-	-	1,902,500
Total Non-Promoter-Non Public Shareholding (C) = (C(1)+(C)(2)		1	1,902,500	-	-	1,902,500	0.78	1,902,500	-	1,902,500	0.78	-	-	-	1,902,500

For Sequent Scientific Limited


Prashant Hebbar
Company Secretary