


ALIVIRA ITALIA S.R.L.
BALANCE SHEET AS AT 31 MARCH 2022

| Particulars | Note No. | As at 31st Mar 2022 (Amount in Euro) | As at 31st Mar 2021 (Amount in Euro) |
|--------------------------------------|----------|--|--|
| ASSETS | | | |
| 1 Non-current assets | | | |
| (a) Property, plant and equipment | 3 | 3,960 | 4,760 |
| (b) Intangible assets | 3 | 5,113 | 4,468 |
| Total Non-current assets | | 9,073 | 9,229 |
| 2 Current assets | | | |
| (a) Inventories | 4 | 280,966 | 193,281 |
| (a) Financial Assets | | | |
| (i) Trade receivables | 5 | 400,099 | 219,010 |
| (ii) Cash and cash equivalents | 6 | 31,996 | 10,417 |
| (b) Other current assets | 7 | 6,682 | - |
| Total Current assets | | 719,743 | 422,708 |
| TOTAL ASSETS | | 728,816 | 431,936 |
| EQUITY AND LIABILITIES | | | |
| 1 Equity | | | |
| (a) Equity share capital | 8 | 100,000 | 100,000 |
| (b) Other Equity | 9 | (224,472) | (194,653) |
| Total Equity | | (124,472) | (94,653) |
| 2 Non-Current Liabilities | | | |
| (a) Financial Liabilities | | | |
| (i) Borrowings | 10 | 93,391 | 91,771 |
| Total Non-Current Liabilities | | 93,391 | 91,771 |
| 3 Current liabilities | | | |
| (a) Financial Liabilities | | | |
| (i) Trade payables | 11 | 744,627 | 427,124 |
| (b) Other current liabilities | 12 | 14,249 | 7,694 |
| (c) Current tax liabilities (Net) | 13 | 1,021 | - |
| Total Current liabilities | | 759,897 | 434,818 |
| TOTAL EQUITY AND LIABILITIES | | 728,816 | 431,936 |

The accompanying notes are integral part of these financial statements.

For Alivira Italia S.R.L.

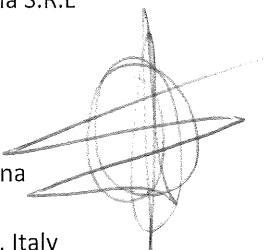

 Ramon Vila Vina
 Director
 Place: Ferrara, Italy
 Date: 23-05-2022

ALIVIRA ITALIA S.R.L.
 PROFIT AND LOSS FOR THE YEAR ENDED AS ON 31 MARCH 2022

| | Particulars | Note No | Year ended March 2022 | Year ended March 2021 |
|--------|---|---------|--------------------------|--------------------------|
| | | | (Amount in Euro) | (Amount in Euro) |
| (I) | Revenue From Operations | 14 | 892,494 | 422,067 |
| (II) | Other Income | 15 | 136,677 | 2,002 |
| (III) | Total Income (I+ II) | | 1,029,171 | 424,069 |
| (IV) | EXPENSES | | | |
| | Purchases of stock-in-trade | 16 | 720,985 | 444,445 |
| | Changes in inventories of finished goods and work-in-progress & intermediates | 17 | (87,685) | (139,120) |
| | Employee benefits expense | 18 | 119,212 | 828 |
| | Finance costs | 19 | 2,901 | 2,293 |
| | Depreciation and amortization expense | 20 | 3,504 | 2,402 |
| | Other expenses | 21 | 300,072 | 184,665 |
| | Total expenses (IV) | | 1,058,989 | 495,514 |
| (VII) | Profit (Loss) for the period (I+II-IV) | | (29,818) | (71,445) |
| (VIII) | Earnings per equity share: | 22 | | |
| | (1) Basic | | (0.30) | (0.71) |
| | (2) Diluted | | (0.30) | (0.71) |

For Alivira Italia S.R.L

Ramon Vila Vina
 Director
 Place: Ferrara, Italy
 Date: 23-05-2022



Alivira Italia S.R.L

Cash Flow Statement for the period ended As at 31 March 2022

| Particulars | | | |
|-------------|--|---------------------|---------------------|
| | | As at 31 March 2022 | As at 31 March 2021 |
| A | Cash flows from operating activities: | | |
| | Profit before tax | (29,818) | (71,445) |
| | Adjustments for: | | |
| | Depreciation, Impairment and Amortisation | 3,504 | 2,402 |
| | Interest expenses | 2,901 | 2,293 |
| | Total | 6,405 | 4,695 |
| | Operating profit before working capital changes | (23,413) | (66,750) |
| | Adjustments for: | | |
| | Change in trade receivables | (181,088) | (130,630) |
| | Change in inventories | (87,685) | (139,120) |
| | Change in other current assets | (6,682) | - |
| | Change in trade payables | 317,503 | 305,269 |
| | Change in other current liabilities | 7,575 | 19,541 |
| | Total | 49,623 | 55,060 |
| | Cash generated from / (used in) operations | 26,209 | (11,690) |
| | Net cash from operating activities | 26,209 | (11,690) |
| B | Cash flows from investing activities: | | |
| | Purchase of property, plant and equipments | (3,349) | (4,414) |
| | Share capital infusion | - | - |
| | Net cash used in investing activities | (3,349) | (4,414) |
| C | Cash flows from financing activities: | | |
| | Proceeds from Long Term Borrowings | 1,620 | 26,771 |
| | Interest paid | (2,901) | (2,293) |
| | Net cash used in financing activities | (1,281) | 24,478 |
| | Net increase in cash and cash equivalents | 21,580 | 8,374 |
| | Cash and cash equivalents at the beginning of the year | 10,417 | 2,043 |
| | Cash and cash equivalents at the end of the year | 31,996 | 10,417 |

Reconciliation of cash and cash equivalents with the Balance sheet

| | | |
|---|--------|--------|
| Cash on Hand | 813 | 940 |
| Balance with banks | 31,183 | 9,477 |
| Cash and Cash equivalents as per balance sheet (Refer note 8) | 31,996 | 10,417 |

For Alivira Italia S.R.L

Ramon Vila Vina
Director

Place: Ferrara, Italy

Date: 23-05-2022

Alivira Italia S.R.L.

Statement of Changes in Equity (SOCIE) for the year ended 31 March 2022

Amounts in Euros (€) unless otherwise stated

| (a) Equity share capital | As at | | As at | |
|--|---------------|---------|---------------|---------|
| | No. of Shares | Amount | No. of Shares | Amount |
| Balance at the beginning of the reporting year | 100,000 | 100,000 | 100,000 | 100,000 |
| Balance at the end of the reporting year | 100,000 | 100,000 | 100,000 | 100,000 |

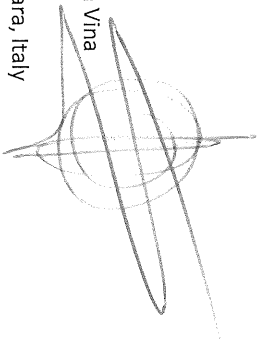
(b) Other Equity

| Particulars | Reserves and Surplus | | | Total |
|--------------------------|----------------------|--------------------|-------------------|-----------|
| | General reserve | Securities Premium | Retained Earnings | |
| Balance at 01 April 2020 | - | - | (123,208) | (123,208) |
| Profit for the year | - | - | (71,445) | (71,445) |
| Balance at 31 March 2021 | - | - | (194,653) | (194,653) |
| Profit for the year | - | - | (29,818) | (29,818) |
| Balance at 31 March 2022 | - | - | (224,472) | (224,472) |

The accompanying notes are an integral part of the financial statements.

For Alivira Italia S.R.L.

Ramon Vila Vina
 Director
 Place: Ferrara, Italy
 Date: 23-05-2022



Note**1 Legal status and principal activities**

Alivira Italia S.R.L is a limited liability company having its registered office in Ferrara, Italy. The company is mainly into production and distribution of pharmaceutical, nutraceuticals additives for feed, chemical and disinfectant products both Finished product and active ingredient for use of Veterinary.

2 Significant accounting policies**2.1 Basis of accounting and preparation of financial statements**

Alivira Italia S.R.L's annual financial statement as of March 31st, 2022 was drawn up pursuant to The financial statements have been prepared in accordance with The Italian Civil Code and consist of the balance sheet (prepared in the format required by Articles 2424 and 2424 bis of the Italian Civil Code), the income statement (prepared in the format required by Articles 2425 and 2425 bis of the Italian Civil Code) and these notes. The notes contain the information required by Article 2427 of the Italian Civil Code, by other provisions of Legislative Decree no 127/91 and other legal provisions.

2.2 Tangible fixed assets

Fixed assets are carried at cost less accumulated depreciation and impairment losses, if any. The cost of fixed assets comprise its purchase price net of any trade discounts and rebates, any import duties and other taxes (other than the subsequently recoverable from the tax authorities), any directly attributable expenditure on making the asset ready for its intended use, other incidental expenses and interest on borrowings attributable to acquisition of qualifying fixed assets to the date the asset is ready for its intended use. Exchange differences arising on restatement/ settlement of long-term foreign currency borrowings relating to acquisition of depreciable fixed assets are adjusted to the cost of the respective assets and depreciated over the remaining useful life of such assets. Subsequent expenditure relating to fixed assets is capitalised only if such expenditure results in an increase in the future benefits from such asset beyond its previously assessed standard of performance.

2.3 Depreciation

Depreciation is provided under the straight-line method based on the useful lives:

| Nature of Asset | Useful life in periods (range) |
|--------------------------|--------------------------------|
| Computers | 5 Years |
| Marketing Authorisations | 5 Years |

2.4 Impairment of assets

The carrying values of assets / cash generating units at each balance sheet date are reviewed for impairment if any indication of impairment exists. The following intangible assets are tested for impairment each financial period even if there is no indication that the asset is impaired:

(a) an intangible asset that is not yet available for use; and (b) an intangible asset that is amortised over a period exceeding ten periods from the date when the asset is available for use.

If the carrying amount of the assets exceed the estimated recoverable amount, an impairment is recognised for such excess amount. The impairment loss is recognised as an expense in the Statement of Profit and Loss, unless the asset is carried at revalued amount, in which case any impairment loss of the revalued asset is treated as a revaluation decrease to the extent a revaluation reserve is available for that asset.

The recoverable amount is the greater of the net selling price and their value in use. Value in use is arrived at by discounting the future cash flows to their present value based on an appropriate discount factor.

When there is indication that an impairment loss recognised for an asset (other than a revalued asset) in earlier accounting periods no longer exists or may have decreased, such reversal of impairment loss is recognised in the Statement of Profit and Loss, to the extent the amount was previously charged to the Statement of Profit and Loss. In case of revalued assets such reversal is not recognised.

2.4 Inventory

Inventories comprises of finished goods. These are valued at the lower of cost and net realizable value. Cost is determined on First in First out basis for finished goods - 'At material cost, conversion costs and an appropriate share of production overheads.



2.5 Revenue recognition

Revenue from export sales is recognized on the basis of the shipping bills for exports. Revenue from domestic sales is recognized based on the passage of title of goods which generally coincides with dispatch. Sales are stated net of discounts, other taxes, and sales returns.

Dividend income is recognised when the right to receive the same is established.

Interest income is recognised on an accrual basis.

2.6 Employee benefits

Short term employee benefits are accrued based on the terms of employment when services are rendered by the employees and charged as an expense to the statement of profit and loss.

Leave balances standing to the credit of the employees that are expected to be availed in the short term are provided for on full cost basis.

2.7 Foreign currency transactions

Initial recognition

Transactions in foreign currencies entered into by the Company are accounted at the exchange rates prevailing on the date of the transaction or at rates that closely approximate the rate at the date of the transaction.

Measurement at the Balance Sheet date

Foreign currency monetary items of the Company outstanding at the Balance Sheet date are restated at the period-end rates. Non monetary items of the Company are carried at historical cost. Revenue and expenses are translated at the average exchange rates prevailing during the period.

Treatment of exchange differences

Exchange differences arising on settlement / restatement of foreign currency monetary assets and liabilities of the Company are recognised as income or expense in the statement of profit and loss.

2.8 Taxes on income

Income Tax comprises the current tax provision. Current tax is the amount of tax payable on the taxable income for the period.

2.9 Earnings per share (EPS)

In determining the Earnings per share, the Company considers the net profit after tax. The number of shares used in computing Basic Earnings per share is the weighted average number of equity shares outstanding during the period. The number of shares used in computing Diluted Earnings per share comprises the weighted average number of equity shares considered for deriving Basic earnings per share and also the weighted average number of equity shares that could have been issued on the conversion of all dilutive potential equity shares. Dilutive potential equity shares are deemed converted as of the beginning of the period unless issued at a later date.

2.10 Provisions and contingencies

A provision is recognized when the Company has a present legal or constructive obligation as a result of past event and it is probable that an outflow of resources will be required to settle the obligation, in respect of which reliable estimate can be made. Provisions (excluding retirement benefits) are not discounted to its present value and are determined based on best estimate required to settle the obligation at the balance sheet date. These are reviewed at each balance sheet date and adjusted to reflect the current best estimate. Contingent liabilities are not recognized but are disclosed in the notes to financial statements.

2.11 Use of estimates

The preparation of the financial statements in conformity with the Accounting Standards generally accepted in India requires that the Management makes estimates and assumptions that affect the reported amounts of assets and liabilities, disclosure of contingent liabilities as at the date of the financial statements and the reported amounts of revenue and expenses during the reported period. Management believes that the estimates used in preparation of financial statement are prudent and reasonable. Actual results could differ from those estimates and the estimates are recognised in the period in which the results are known/materialise.



2.12 Segment

Segments have been identified taking into account the nature of operations, the differing risks and returns, the organizational structure and the internal reporting system.

2.13 Insurance claims

Insurance claims are accounted for on the basis of claims admitted / expected to be admitted and to the extent that there is no uncertainty in receiving the claims.

2.13 Borrowing costs

Borrowing costs include interest, amortisation of ancillary costs incurred and exchange differences arising from foreign currency borrowings to the extent they are regarded as an adjustment to the interest cost. Costs in connection with the borrowing of funds to the extent not directly related to the acquisition of qualifying assets are charged to the Statement of Profit and Loss over the tenure of the loan.

2.14 Cash flow statement

Cash flows are reported using the indirect method, whereby profit / (loss) before extraordinary items and tax is adjusted for the effects of transactions of non-cash nature and any deferrals or accruals of past or future cash receipts or payments. The cash flows from operating, investing and financing activities are segregated based on the available information.

2.14 Cash and cash equivalents (for purposes of cash flow statement)

Cash and cash equivalents in the balance sheet comprise cash at banks and on hand and short-term deposits with an original maturity of three months or less, which are subject to an insignificant risk of changes in value.

2.15 Leases

Ind AS 116 supersedes Ind AS 17 Leases. The standard sets out the principles for the recognition, measurement, presentation and disclosure of leases and requires lessees to recognise most leases on the balance sheet.

The Company adopted Ind AS 116 using the modified retrospective method of adoption with the date of initial application of 01 April 2019. Under this method, the standard is applied retrospectively with the cumulative effect of initially applying the standard recognised at the date of initial application.

Leases previously accounted for as operating leases

The Company recognised right-of-use assets and lease liabilities for those leases previously classified as operating leases, except for short-term leases and leases of low-value assets. The right-of-use assets for most leases were recognised based on the carrying amount as if the standard had always been applied, apart from the use of incremental borrowing rate at the date of initial application. In some leases, the right-of-use assets were recognised based on the amount equal to the lease liabilities, adjusted for any related prepaid and accrued lease payments previously recognised. Lease liabilities were recognised based on the present value of the remaining lease payments, discounted using the incremental borrowing rate at the date of initial application. The Right of Use asset are depreciated on a straight - line basis over the lease term.

The Company also applied the available practical expedients wherein it:

- Used a single discount rate to a portfolio of leases with reasonably similar characteristics,
- Relied on its assessment of whether leases are onerous immediately before the date of initial application,
- Applied the short-term leases exemptions to leases with lease term that ends within 12 months of the date of initial application,
- Excluded the initial direct costs from the measurement of the right-of-use asset at the date of initial application,
- Used hindsight in determining the lease term where the contract contained options to extend or terminate the lease.

2.16 Operating Cycle

Based on the nature of products / activities of the Company and the normal time between acquisition of assets and their realisation in cash or cash equivalents, the Company has determined its operating cycle as 12 months for the purpose of classification of its assets and liabilities as current and non-current.



ALIVIRA ITALIA S.R.L.

Notes forming part of the financial statements for the year ended 31 March 2022

All amounts are in Euros

Note 3: Property, plant and equipment & Intangible assets

| Particulars | As at 31 March, 2022 | As at 31 March, 2021 |
|----------------------------|-------------------------|-------------------------|
| Carrying Amount of: | | |
| Office Equipments | 3,960 | 4,760 |
| Patent Rights & Software | 5,113 | 4,468 |
| Total | 9,073 | 9,229 |

| Particulars | Office Equipments | Patent Rights & Software |
|-------------------------------------|-------------------|-----------------------------|
| Cost or deemed cost | | |
| Balance as on 01 April, 2020 | 2,659 | 5,458 |
| Assets acquired | 3,813 | 601 |
| Balance as on 31 March, 2021 | 6,473 | 6,059 |
| Assets acquired | 548 | 2,800 |
| Balance as on 31 March, 2022 | 7,021 | 8,859 |

| Particulars | Office Equipments | Patent Rights & Software |
|--|-------------------|-----------------------------|
| Accumulated depreciation and impairment | | |
| Balance as on 01 April, 2020 | 532 | 369 |
| Depreciation / amortisation expense for the year | 1,180 | 1,222 |
| Balance as on 31 March, 2021 | 1,712 | 1,591 |
| Depreciation / amortisation expense for the year | 1,349 | 2,155 |
| Balance as on 31 March, 2022 | 3,061 | 3,746 |

| Particulars | Office Equipments | Patent Rights & Software |
|------------------------------|-------------------|-----------------------------|
| Carrying amount | | |
| Balance as on 31 March, 2021 | 4,761 | 4,468 |
| Balance as on 31 March, 2022 | 3,960 | 5,113 |

| Note 4 | Inventories | As at | As at |
|--------|---|----------------|----------------|
| | | 31 March 2022 | 31 March 2021 |
| | Stock-in-trade | 280,966 | 193,281 |
| | Total | 280,966 | 193,281 |
| | Note: | | |
| | During the year ended 31 March 2022, EUR NIL (31 March 2021 : NIL) was recognised as an expense towards provision for slow moving, expired and near expiry inventories. | | |

| Note no | Particulars | As at 31st Mar 2022 (Amount in Euro) | As at 31st Mar 2021 (Amount in Euro) |
|---------|------------------------------------|--|--|
| | Financial Assets | | |
| 5 | Trade receivables | | |
| | (a) Unsecured, considered good | 400,099 | 219,010 |
| | | 219,010 | 88,380 |
| | Less: Provision for doubtful debts | - | - |
| | | 219,010 | 88,380 |
| 6 | Cash and cash equivalents | | |
| | Cash on hand | 813 | 940 |
| | Balances with banks | - | - |
| | - In current accounts | 31,183 | 9,477 |
| | | 10,417 | 2,043 |

| Note 7 | Other Current Assets | As at | As at |
|--------|----------------------|---------------|---------------|
| | | 31 March 2022 | 31 March 2021 |
| | Advance to Suppliers | 330 | - |
| | Others | 6,352 | - |
| | | 6,682 | - |



Note :5

(in EUR)

| Particulars | Not Due | Outstanding for following periods from due date of payment # | | | | | Total |
|---|---------|--|------------------|-----------|-----------|-------------------|---------|
| | | Less than 6 months | 6 months 1 years | 1-2 years | 2-3 years | More than 3 years | |
| (i) Undisputed Trade Receivables - considered good | 381,209 | 18,890 | | | | | 400,099 |
| (ii) Undisputed Trade Receivables - considered doubtful | | | | | | | - |
| (iii) Disputed Trade Receivables - considered good | | | | | | | - |
| (iv) Disputed Trade Receivables - considered doubtful | | | | | | | - |

ALIVIRA ITALIA S.R.L.
Notes to the financial statements for the period ended 31 Mar 2022
All amounts are in EUR unless otherwise stated

Note 7 Share capital

| | As at 31 March 2022 | | As at 31 March 2021 | |
|--|------------------------|-------------------|------------------------|-------------------|
| | No. of Shares | Rs. | No. of Shares | Rs. |
| (a) Authorised 100000 Shares of 1 EUR each. | 100,000 | 100,000 | 100,000 | 100,000 |
| | 100,000 | 100,000 | 100,000 | 100,000 |
| (b) Issued, subscribed and fully paid-up 100000 Shares of 1 EUR each. | 100,000 | 100,000 | 100,000 | 100,000 |
| Total | | <u>100,000.00</u> | | <u>100,000.00</u> |

Notes:

(i) Reconciliation of the number of shares and amount outstanding

| | No. of Shares | Share capital |
|------------------------------|----------------|-------------------|
| Fully paid equity shares | | |
| Balance as on 1 April 2020 | 100,000 | 100,000.00 |
| Balance as on 31 March 2021 | 100,000 | 100,000.00 |
| Share issued during the year | - | - |
| Balance as on 31 March 2022 | <u>100,000</u> | <u>100,000.00</u> |

(ii) Details of shares held by holding company

| | As at 31 March 2022 | | As at 31 March 2021 | |
|--|---------------------|--------------|---------------------|--------------|
| Name of the shareholder | No. of shares held | % of holding | No. of shares held | % of holding |
| Alivira Animal Health Limited, Ireland | 95,000 | 95% | 95,000 | 95% |
| Renzo Rimondi | 3,750 | 4% | 3,750 | 4% |
| Ramon Via Vina | 1,250 | 1% | 1,250 | 1% |

(iv) Details of shares held by each shareholder holding more than 5% shares

| | As at 31 March 2022 | | As at 31 March 2021 | |
|--|---------------------|--------------|---------------------|--------------|
| Equity shares | No. of shares held | % of holding | No. of shares held | % of holding |
| Name of the shareholder | | | | |
| Alivira Animal Health Limited, Ireland | 95,000 | 95% | 95,000 | 95% |

(v) Aggregate number of shares allotted as fully paid pursuant to contract without payment of cash for a period of 5 years immediately preceding the balance sheet date:

| | | |
|---------------|---------------------|---------------------|
| Equity shares | As at 31 March 2022 | As at 31 March 2021 |
| | NIL | NIL |



ALIVIRA ITALIA S.R.L.

Notes to accounts

| Note no | Particulars | As at 31st Mar 2022 (Amount in Euro) | As at 31st Mar 2021 (Amount in Euro) |
|---------|---|--|--|
| 9 | a) Retained Earnings | | |
| | Opening Balance | (194,653) | (123,208) |
| | Add: Profit / (Loss) for the year | -29818.84 | (71,445) |
| | | <u>(224,472)</u> | <u>(194,653)</u> |
| 10 | Non-current liabilities - Financial Liabilities - Long term borrowings | | |
| | From other parties | | |
| | Secured | | |
| | Unsecured | 93,391 | 91,771 |
| | *Borrowings shall further be sub-classified as secured and unsecured | | |
| | | <u>93,391</u> | <u>91,771</u> |
| 11 | Trade payable | | |
| | Trade payable | 732,980 | 416,623 |
| | Employee Payables | 11,647 | 10,500 |
| | | <u>744,627</u> | <u>427,124</u> |
| 12 | Other Current Liabilities | | |
| | Other Current Liabilities | 14,249 | 7,694 |
| | | <u>14,249</u> | <u>7,694</u> |
| 13 | Current tax liabilities (Net) | | |
| | Provision for taxation | | - |
| | Withholding TAXES (Payable) / Recoverable | 1,021 | - |
| | | <u>1,021</u> | <u>-</u> |





Note:11

(in EUR)

| Particulars | Unbilled (Provision) | Not Due | Outstanding for following periods from due date of payment # | | | | Total |
|-----------------------------|----------------------|------------|--|------------|-----------|-------------------|-------|
| | | | Less than 1 year | 1-2 years | 2-3 years | More than 3 years | |
| (i) MSME | | | | | | - | |
| (ii) Others | 23,098.00 | 393,051.00 | 219,415.00 | 109,063.00 | | 744,627.00 | |
| (iii) Disputed dues - MSME | | | | | | - | |
| (iv) Disputed dues - Others | | | | | | - | |

ALIVIRA ITALIA S.R.L.

Notes to accounts

| Note no | Particulars | Year ended March 2022 (Amount in Euro) | Year ended March 2021 (Amount in Euro) |
|-----------|--|--|--|
| 14 | Revenue from operations | | |
| | a) Sale of products | 978,878 | 458,497 |
| | b) Commission on sales | (86,384) | (36,431) |
| | | <u>892,494</u> | <u>422,067</u> |
| 15 | Other Income | | |
| | Other Non-operating Income | 136,677 | 2,002 |
| | | <u>136,677</u> | <u>2,002</u> |
| 16 | Purchases of stock-in-trade | | |
| | Purchases of stock-in-trade | 720,985 | 444,445 |
| | | <u>720,985</u> | <u>444,445</u> |
| 17 | Changes in inventories of finished goods and work-in-progress & intermediates | | |
| | Opening stock | | |
| | Finished goods | 193,281 | 54,161 |
| | | <u>193,281</u> | <u>54,161</u> |
| | Closing stock | | |
| | Finished goods | 280,966 | 193,281 |
| | | <u>280,966</u> | <u>193,281</u> |
| | Net (increase) / decrease | <u>(87,685)</u> | <u>(139,120)</u> |
| 18 | Employee benefits expense | | |
| | Salaries and wages | 119,212 | 828 |
| | | <u>119,212</u> | <u>828</u> |
| 19 | Finance costs | | |
| | Interest expense (Borrowing Int on Loan from Group Co) | 1,620 | 1,602 |
| | Other borrowing costs | 1,281 | 692 |
| | | <u>2,901</u> | <u>2,293</u> |
| 20 | Depreciation and amortization expense | | |
| | Tangible assets | 1,349 | 1,180 |
| | Intangible assets | 2,155 | 1,222 |
| | | <u>3,504</u> | <u>2,402</u> |
| 21 | Other expenses | | |
| | Travel expenses | 52,744 | 26,878 |
| | Communication expenses | 527 | 366 |
| | Admin Expenses | 28,606 | 21,920 |
| | Legal and Professional charges | 197,661 | 129,350 |
| | Advertisement and selling expenses | 4,973 | 2,955 |
| | Other expenses | 15,561 | 3,196 |
| | | <u>300,072</u> | <u>184,665</u> |

ALIVIRA ITALIA S.R.L.

Notes to the financial statements for the year ended 31 March 2022

Amounts in Euros (€) unless otherwise stated

22 Earnings per share

| Particulars | Year ended | Year ended |
|--|---------------|---------------|
| | 31 March 2022 | 31 March 2021 |
| Net profit / (loss) for the year as per statement of profit and loss | (29,818) | (71,445) |
| Weighted average number of equity shares | 100,000 | 100,000 |
| Earnings / (Loss) per share - Basic | (0.30) | (0.71) |
| Earnings / (Loss) per share - Diluted | (0.30) | (0.71) |

23 Contingent liabilities and commitments

There are no contingent liability and commitments as at 31 March 2022. (31 March 2021 - Nil)





24 Segment Reporting

A. Primary segment (Business segment)

The Company is mainly engaged in the business of pharmaceuticals. Considering the nature of business and financial reporting of The Company, The Company has only one business segment viz; pharmaceuticals as primary reportable segment.

B. Secondary segment (Geographical segment)

The Company operates in three principal geographic location.

- (i) Europe
- (ii) Asia
- (iii) Rest of the world

| | Year ended 31 March 2022 | Year ended 31 March 2021 |
|----------------------------------|--------------------------------|--------------------------------|
| I Revenue from operations | | |
| Europe | 892,494 | 422,067 |
| Total | 769,286 | 422,067 |
| II Total assets | | |
| Europe | 728,816 | 431,936 |
| Total segment assets | 728,816 | 431,936 |
| Total | 728,816 | 431,936 |



25

Financial instruments

The carrying value / fair value of financial instruments by categories are as follows:

| | Carrying value and fair value | |
|---|--------------------------------------|----------------------|
| Financial assets | 31 March 2022 | 31 March 2021 |
| Measured at amortised cost | | |
| Loans | - | - |
| Trade receivables | 400,098.62 | 219,010.23 |
| Cash and cash equivalents | 31,996.08 | 10,416.69 |
| Total | 432,094.70 | 106,218.73 |
| Financial liabilities | | |
| Measured at amortised cost | | |
| Borrowings (including current maturity of long-term borrowings) | 93,391.36 | 91,771.36 |
| Trade payables | 744,627.18 | 427,123.77 |
| Total | 838,018.54 | 518,895.13 |

25.1 Financial risk management objective and policies

The Company's principal financial liabilities comprise loans and borrowings, trade payables and other payables. The main purpose of these financial liabilities is to finance The Company's operations. The Company's principal financial assets include investments, loans, trade and other receivables, and cash and deposits that derive directly from its operations.

The Company is exposed to the following risks from its use of financial instruments:

- Credit risk
- Liquidity risk
- Market risk

This note presents information about The Company's exposure to each of the above risks, The Company's objectives, policies and processes for measuring and managing risk, and The Company's management of capital. Further quantitative disclosures are included throughout these consolidated financial statements.

Risk management framework

25.2 Credit risk

Credit risk is the risk of financial loss to The Company if a customer or counterparty to a financial instrument fails to meet its contractual obligations resulting in a Given below is ageing of trade receivable spread by period of six months:

| | 31 March 2022 | 31 March 2021 |
|------------------------------------|-------------------|-------------------|
| Outstanding for more than 6 months | - | - |
| Others | 400,099 | 219,010 |
| Total | 400,098.62 | 219,010.23 |

The Company continuously monitors defaults of customers and other counterparties, identified either individually or by The Company, and incorporates this information into its credit risk controls.

The Company limits its exposure to credit risk by generally investing in liquid securities and only with counterparties that have a good credit rating.

Trade receivables consist of a large number of customers spread across diverse industries and geographical areas. Ongoing credit evaluation is performed on the financial condition of accounts receivable and where appropriate, credit guarantee insurance cover is purchased for export customers.



25.3

Liquidity risk

Liquidity risk is the risk that The Company will encounter difficulty in meeting the obligations associated with its financial liabilities that are settled by delivering cash or another financial asset. The Company approach to managing liquidity is to ensure, as far as possible, that it will always have sufficient liquidity to meet its liabilities when due, under both normal and stressed conditions, without incurring unacceptable losses or risking damage to The Company reputation.

The Company has an appropriate liquidity risk management framework for the management of short, medium and long term funding and liquidity management requirements. The Company manages liquidity risk by maintaining adequate cash reserves, banking facilities and reserve borrowing facilities by continuously monitoring forecast and actual cash flows and matching the maturity profiles of financial assets and liabilities.

The Company's treasury department is responsible for managing the short-term and long-term liquidity requirements of The Company. Short-term liquidity situation is reviewed daily by treasury. Long-term liquidity position is reviewed on a regular basis by the Board of Directors and appropriate decisions are taken according to the situation.

Typically, The Company ensures that it has sufficient cash on demand to meet expected operational expenses for a period of 60 days, including the servicing of financial obligations; this excludes the potential impact of extreme circumstances that cannot reasonably be predicted, such as natural disasters.

The table below provides details regarding the contractual maturities of significant financial liabilities as at 31 March 2022 and 31 March 2021:

| Particulars | As at 31 March 2022 | | | Total |
|---|----------------------------|------------|-------------------|------------|
| | Less than 1 year | 1-2 years | 2 years and above | |
| Borrowings (including current maturity of long-term borrowings and judicial recovery) | - | - | 93,391.36 | 93,391.36 |
| Trade payables | 635,564.18 | 109,063.00 | - | 744,627.18 |
| Particulars | As at 31 March 2021 | | | |
| | Less than 1 year | 1-2 years | 2 years and above | Total |
| Borrowings (including current maturity of long-term borrowings and judicial recovery) | - | - | 91,771.36 | 91,771.36 |
| Trade payables | 427,123.77 | - | - | 427,123.77 |



25.4 Capital management

For the purpose of The Company's capital management, capital includes issued equity capital and all other equity reserves attributable to the equity share holders of The Company. The primary objective of The Company's capital management is to maximise the shareholder value.

The Company manages its capital structure and makes adjustments in light of changes in economic conditions and the requirements of the financial covenants. To maintain or adjust the capital structure, The Company may adjust the dividend payment to shareholders, return capital to shareholders or issue new shares. The Company monitors capital using a gearing ratio, which is net debt divided by total capital plus net debt. The Company includes within net debt, interest bearing loans and borrowings less cash and cash equivalents

In order to achieve this overall objective, The Company's capital management, amongst other things, aims to ensure that it meets financial covenants attached to the interest-bearing loans and borrowings that define capital structure requirements. Breaches in meeting the financial covenants would permit the bank to immediately call loans and borrowings. As at 31 March 2021, there is no breach of covenant attached to the borrowings.

The Company manages its capital to ensure that entities in The Company will be able to continue as going concerns while maximising the return to stakeholders through the optimisation of the debt and equity balance.

The capital structure of The Company consists of net debt (offset by cash and bank balances) and total equity of The Company.

The Company's gearing ratio at end of each reporting year is as follows:

| | 31 March 2022 | 31 March 2021 |
|---|---------------------|--------------------|
| Debt (i) | 93,391.36 | 91,771.36 |
| Cash and bank balances (ii) | 31,996.08 | 10,416.69 |
| Net debt [(i) - { (ii)+(iii)+(iv) }] | 61,395.28 | 81,354.67 |
| Equity attributable to owners of the Company | (124,472.04) | (94,653.20) |
| Gearing ratio | 0.00% | 0.00% |

(i) Debt is defined as long-term (including current maturity on long-term borrowings), short-term borrowings.

(ii) Other bank balance exclude the bank balance towards unpaid dividend.

(iii) Gearing ratio : Net debt / Equity.



ALIVIRA ITALIA S.R.L.

Notes to the financial statements for the year ended 31 March, 2022
 Amounts in Euros (€) unless otherwise stated

26 Related Party Disclosures:

A List of related parties:

i) Holding company:

Alivira Animal Health Limited, Ireland
 Alivira Animal Health Limited, India (Holding company of Alivira Animal Health Limited, Ireland)
 Sequent Scientific Limited, India (Ultimate Holding Company)

ii) Fellow subsidiary:

Laboratorios Karizoo S.A
 Phytotherapeutic solutions S.L.

A. Transaction during the period


| Nature of Transactions | Holding Company | | Fellow Subsidiary | |
|--|------------------------|------------------------|------------------------|------------------------|
| | As at 31 March 2022 | As at 31 March 2021 | As at 31 March 2022 | As at 31 March 2021 |
| (i) Purchases Laboratorios Karizoo S.A Phytotherapeutic solutions S.L. | | | 386,876 9,369 | 191,317 - |
| (ii) Professional/ Support Charges Alivira Animal Health Limited, Ireland Laboratorios Karizoo S.A | 159,380 | 109,063 | 7,079 | - |
| (iii) Loan Taken during the year Alivira Animal Health Limited, Ireland | | 25,000 | | |
| (iv) Interest Paid Alivira Animal Health Limited, Ireland | 1,620 | 1,602 | | |
| (v) Other Income Phytotherapeutic solutions S.L. | | | 118,603 | - |



B. Balance as at balance sheet date:

| Nature of Transactions | Holding Company | | Fellow Subsidiary | |
|---|------------------------|------------------------|------------------------|------------------------|
| | As at 31 March 2022 | As at 31 March 2021 | As at 31 March 2022 | As at 31 March 2021 |
| (i) Receivable Balance Phytotherapeutic Solutions S.L. | | | 365 | 6,918 |
| (ii) Payable balance Alivira Animal Health Limited, Ireland Laboratorios Karizoo S.A | 268,453 | 109,063 | 266,067 | 154,917 |
| (ii) Loan Outstanding Alivira Animal Health Limited, Ireland | 93,574 | 91,771 | | |

For Alivira Italia S.R.L



Ramon Vila Vina
Director
Place: Ferrara, Italy
Date: 23-05-2022



