

N-Vet AB**Balance Sheet as at 31 March, 2019****Amounts in SEK unless otherwise stated**

Particulars	Note No.	As at 31 Mar 2019	As at 31 Mar 2018
ASSETS			
1 Current assets			
(a) Inventories	3	84,44,135	1,15,92,364
(b) Financial Assets			
(i) Trade receivables	4	41,84,765	47,31,445
(ii) Cash and cash equivalents	5	44,45,433	51,42,273
(iii) Loans	6	50,90,780	30,00,000
(iv) Others	7	47,017	1,15,575
(c) Other current assets	8	6,94,420	5,30,893
Current assets		2,29,06,550	2,51,12,550
TOTAL ASSETS		2,29,06,550	2,51,12,550
EQUITY AND LIABILITIES			
1 Equity			
(a) Equity share capital	9	6,00,000	6,00,000
(b) Other Equity	10		
Retained Earnings		77,93,820	81,41,475
Other Reserves		1,00,76,557	1,00,76,557
		1,84,70,377	1,88,18,032
2 Current liabilities			
(a) Financial Liabilities			
(i) Trade payables	11	24,89,936	40,56,943
(ii) Other financial liabilities	12	27,003	26,038
(b) Other current liabilities	13	13,08,226	12,56,048
(c) Provisions	14	6,11,008	6,50,315
(d) Current tax liabilities (Net)	15	-	3,05,174
		44,36,173	62,94,518
TOTAL EQUITY AND LIABILITIES		2,29,06,550	2,51,12,550


See accompanying notes to the financial statements

As per our report of event date

For **M O J & ASSOCIATES**

Chartered Accountants

ICAI FRN: 015425S


Avneep Mehta
 Partner
 Membership no. 225441



Place: Bengaluru
 Date: May 13, 2019

FOR AND ON BEHALF OF THE BOARD OF DIRECTORS


Ashish Kakabalia
 Director



Place: Thane
 Date: May 13, 2019

N-Vet AB

Statement of Profit and Loss for the year ended 31 March, 2019

Amounts in SEK unless otherwise stated

Particulars	Note No	Year Ended 31 Mar 2019	Year ended 31 Mar 2018
1 Revenue From Operations	16	2,89,58,366	3,29,59,687
2 Other Income	17	1,25,767	1,03,876
3 Total Income (1+ 2)		2,90,84,133	3,30,63,563
4 EXPENSES			
Purchases of stock-in-trade	18	1,44,63,189	2,06,24,870
Changes in inventories of finished goods and work-in-progress & intermediates	19	31,48,229	(22,67,070)
Employee benefits expense	20	51,35,727	51,47,141
Finance costs	21	25,564	7,449
Other expenses	22	39,80,345	35,37,640
Total expenses (4)		2,67,53,054	2,70,50,030
5 Profit before tax (3 - 4)		23,31,079	60,13,533
6 Tax expense:			
- Current tax	23	6,78,734	13,71,024
7 Profit (Loss) for the year (5 - 6)		16,52,345	46,42,509
8 Other Comprehensive Income		-	-
9 Total Comprehensive Income for the year (7 + 8)		16,52,345	46,42,509
10 Earnings per equity share:	26		
(1) Basic		275.39	773.75
(2) Diluted		275.39	773.75

See accompanying notes to the financial statements

As per our report of event date

For M O J & ASSOCIATES


Chartered Accountants

ICAI FRN: 015425S

FOR AND ON BEHALF OF THE BOARD OF DIRECTORS


Avneep Mehta
Partner
 Membership no. 225441




Ashish Kakabalia
Director



Place: Bengaluru

Date: **May 13, 2019**

Place: Thane

Date: **May 13, 2019**

N-Vet AB

Statement of cash flows for the year ended 31 March, 2019

Amounts in SEK unless otherwise stated

Particulars	Year ended 31 Mar 2019	Year ended 31 Mar 2018
Cash flow from operating activities		
Net Loss before tax	23,31,079	60,13,532
Adjustments for:		
Finance cost	25,564	7,449
Interest income	(1,25,767)	(1,03,876)
Operating profit before working capital changes	22,30,876	59,17,105
Changes in working capital		
Decrease/(increase) in trade receivables	3,83,152	9,38,221
(Increase)/decrease in inventories	31,48,229	(22,67,070)
Increase/(decrease) in trade and other payables	(15,53,169)	13,48,638
Net change in working capital	19,78,212	19,788
Cash generated from operations	42,09,088	59,36,893
Direct taxes (paid)/refund	(9,83,908)	(9,74,773)
Net cash generated from operating activities	32,25,180	49,62,120
Cash flow from investing activities		
Loan given to holding/subsidiary company (net)	(20,90,780)	-
Interest received	1,94,325	126
Net cash generated from investing activities	(18,96,455)	126
Cash flow from financing activities		
Interest Cost	(25,564)	(7,449)
Dividend Paid	(20,00,000)	(20,00,000)
Net cash generated from financing activities	(20,25,564)	(20,07,449)
Net increase/(decrease) in cash and cash equivalents	(6,96,840)	29,54,797
Cash and cash equivalents at the beginning of the year	51,42,273	21,87,476
Cash and cash equivalents at the end of the year	44,45,433	51,42,273
Reconciliation of cash and cash equivalents with the Balance sheet		
Cash and cash equivalents as per Balance Sheet	44,45,433	51,42,273
Net Cash and cash equivalents at the end of the year	44,45,433	51,42,273

See accompanying notes to the financial statements

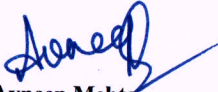
As per our report of event date

M O J & ASSOCIATES

ICAI firm registration number: 015425S


Chartered Accountants

FOR AND ON BEHALF OF THE BOARD OF DIRECTORS


Avneep Mehta
Partner
Membership no. 225441



Place: Bengaluru
Date: May 13, 2019


Ashish Kakabalia
Director



Place: Thane
Date: May 13, 2019

N-Vet AB

Statement of Changes in Equity (SOCIE) for the year ended 31 March, 2019

Amounts in SEK unless otherwise stated

(a) Equity share capital

	As at 31 Mar 2019		As at 31 Mar 2018	
	No. of Shares	Amount	No. of Shares	Amount
Balance at the beginning of the reporting period	6,000	6,00,000	6,000	6,00,000
Changes in equity share capital during the year	-	-	-	-
Balance at the end of the reporting period	6,000	6,00,000	6,000	6,00,000

(b) Other Equity

Particulars	Reserves and Surplus		Total
	General reserve	Retained Earnings	
Balance at 1 April, 2017	1,00,76,557	54,98,968	1,55,75,525
Profit/(Loss) for the year	-	46,42,509	46,42,509
Dividend paid during the year	-	(20,00,000)	(20,00,000)
Balance at 31 March, 2018	1,00,76,557	81,41,476	1,82,18,034
Profit/(Loss) for the year	-	16,52,345	16,52,345
Dividend paid during the year	-	(20,00,000)	(20,00,000)
Balance at 31 March, 2019	1,00,76,557	77,93,821	1,78,70,379

See accompanying notes to the financial statements

As per our report of event date

FOR AND ON BEHALF OF THE BOARD OF DIRECTORS

M O J & ASSOCIATES

ICAI firm registration number: 015425S

Chartered Accountants

Avneep Mehta

Partner

Membership no. 225441



Ashish Kakabalia

Director



Place: Bengaluru

Date: **May 13, 2019**

Place: Thane

Date: **May 13, 2019**

N-Vet AB

Notes to the financial statements for the year ended 31 March, 2019

Note

1 Legal status and principal activities

N-Vet AB ("N-Vet" or "the Company") is a company incorporated in Sweden in 2001 and is engaged in the distribution of animal health products.

2 Significant accounting policies

2.1 Basis of accounting and preparation of financial statements

The Financial Statements have been prepared on accrual basis under the historical cost convention except for certain categories of fixed assets that are carried at revalued amounts.

The financial statements of N-Vet AB ('the Company') have been prepared, in accordance with Indian Accounting Standards ("Ind AS") notified under the Companies (Indian Accounting Standards) Rules, 2015.

2.2 Impairment of assets


The carrying values of assets / cash generating units at each balance sheet date are reviewed for impairment if any indication of impairment exists. The following intangible assets are tested for impairment in each financial period even if there is no indication that the asset is impaired:

(a) an intangible asset that is not yet available for use; and (b) an intangible asset that is amortised over a period exceeding ten periods from the date when the asset is available for use.

If the carrying amount of the assets exceed the estimated recoverable amount, an impairment is recognised for such excess amount. The impairment loss is recognised as an expense in the Statement of Profit and Loss, unless the asset is carried at revalued amount, in which case any impairment loss of the revalued asset is treated as a revaluation decrease to the extent a revaluation reserve is available for that asset.

The recoverable amount is the greater of the net selling price and their value in use. Value in use is arrived at by discounting the future cash flows to their present value based on an appropriate discount factor.

When there is indication that an impairment loss recognised for an asset (other than a revalued asset) in earlier accounting periods no longer exists or may have decreased, such reversal of impairment loss is recognised in the Statement of Profit and Loss, to the extent the amount was previously charged to the Statement of Profit and Loss. In case of revalued assets such reversal is not recognised.



N-Vet AB

Notes to the financial statements for the year ended 31 March, 2019

2.3 Inventory

Inventories comprises of finished goods. These are valued at the lower of cost and net realizable value. Cost is determined on purchase price of the product.

2.4 Revenue recognition

Effective 01 April 2018, the Company adopted IND AS 115, 'Revenue from Contracts with Customers' using the modified retrospective method. In accordance with this, the comparatives have not been retrospectively adjusted and no material impact was recognised.

a) Sale of products

Revenue from sale of products is presented in the income statement within Revenue from operations. The Company presents revenue net of indirect taxes in its statement of profit and loss. Sale of products comprise revenue from sales of products, net of sales returns, rebates, incentives and customer discounts.

Revenue is recognized when it is probable that future economic benefits will flow to the Company and these benefits can be measured reliably. Further, revenue recognition requires that all significant risks and rewards of ownership of the goods included in the transaction have been transferred to the buyer, and that Company retains neither continuing managerial involvement to the degree usually associated with ownership nor effective control over the goods sold. Performance obligations are satisfied at one point in time, typically on delivery. Revenue is recognized when the Company transfers control over the product to the customers; control of a product refers to the ability to direct the use of, and obtain substantially all of the remaining benefits from, that asset. The majority of revenue earned by the Company is derived from the satisfaction of a single performance obligation for each contract which is the sale of products.

Sales are measured at the fair value of consideration received or receivable. The amounts of rebates/incentives based on attainment of sales targets is estimated and accrued on each of the underlying sales transactions recognised. Returns and customer discounts, as described above, are recognized in the period in which the underlying sales are recognized. The amount of sales returns is calculated on the basis of management's best estimate of the amount of product that will ultimately be returned by customers. The amount recognized for returns is estimated on the basis of past experience of sales returns.

b) Interest and dividend income

Interest income from a financial asset is recognised when it is probable that the economic benefits will flow to the Company and the amount of income can be measured reliably. Interest income is accrued on a time basis, by reference to the principal outstanding and at the effective interest rate applicable.

Dividend income from investments is recognised when the Company's right to receive payment has been established.

2.5 Employee benefits

Short term employee benefits are accrued based on the terms of employment when services are rendered by the employees and charged as an expense to the statement of profit and loss.

Leave balances standing to the credit of the employees that are expected to be availed in the short term are provided for on full cost basis.



2.6 Foreign currency transactions

Initial recognition

Transactions in foreign currencies entered into by the Company are accounted at the exchange rates prevailing on the date of the transaction or at rates that closely approximate the rate at the date of the transaction.

Measurement at the Balance Sheet date

Foreign currency monetary items of the Company outstanding at the Balance Sheet date are restated at the period-end rates. Non monetary items of the Company are carried at historical cost. Revenue and expenses are translated at the average exchange rates prevailing during the period.

Treatment of exchange differences

Exchange differences arising on settlement / restatement of foreign currency monetary assets and liabilities of the Company are recognised as income or expense in the statement of profit and loss.

2.7 Taxes on income

Income Tax comprises the current tax provision. Current tax is the amount of tax payable on the taxable income for the year.

2.8 Earnings per share (EPS)

In determining the Earnings per share, the Company considers the net profit after tax. The number of shares used in computing Basic Earnings per share is the weighted average number of equity shares outstanding during the period. The number of shares used in computing Diluted Earnings per share comprises the weighted average number of equity shares considered for deriving Basic earnings per share and also the weighted average number of equity shares that could have been issued on the conversion of all dilutive potential equity shares. Dilutive potential equity shares are deemed converted as of the beginning of the period unless issued at a later date.

2.9 Provisions and contingencies

A provision is recognized when the Company has a present legal or constructive obligation as a result of past event and it is probable that an outflow of resources will be required to settle the obligation, in respect of which reliable estimate can be made. Provisions (excluding retirement benefits) are not discounted to its present value and are determined based on best estimate required to settle the obligation at the balance sheet date. These are reviewed at each balance sheet date and adjusted to reflect the current best estimate. Contingent liabilities are not recognized but are disclosed in the notes to financial statements.



N-Vet AB

Notes to the financial statements for the year ended 31 March, 2019

2.10 Use of estimates

The preparation of the financial statements in conformity with the Accounting Standards generally accepted in India requires that the Management makes estimates and assumptions that affect the reported amounts of assets and liabilities, disclosure of contingent liabilities as at the date of the financial statements and the reported amounts of revenue and expenses during the reported period. Management believes that the estimates used in preparation of financial statement are prudent and reasonable. Actual results could differ from those estimates and the estimates are recognised in the period in which the results are known/materialise.

2.11 Segment

Segments have been identified taking into account the nature of operations, the differing risks and returns, the organizational structure and the internal reporting system.

2.12 Borrowing costs

Borrowing costs include interest, amortisation of ancillary costs incurred and exchange differences arising from foreign currency borrowings to the extent they are regarded as an adjustment to the interest cost. Costs in connection with the borrowing of funds to the extent not directly related to the acquisition of qualifying assets are charged to the Statement of Profit and Loss over the tenure of the loan.

2.13 Cash flow statement

Cash flows are reported using the indirect method, whereby profit / (loss) before extraordinary items and tax is adjusted for the effects of transactions of non-cash nature and any deferrals or accruals of past or future cash receipts or payments. The cash flows from operating, investing and financing activities are segregated based on the available information.

2.14 Cash and cash equivalents (for purposes of cash flow statement)

Cash comprises cash on hand and demand deposits with banks. Cash equivalents are short-term balances (with an original maturity of three months or less from the date of acquisition), highly liquid investments that are readily convertible into known amounts of cash and which are subject to insignificant risk of changes in value.

2.15 Operating Cycle

Based on the nature of products / activities of the Company and the normal time between acquisition of assets and their realisation in cash or cash equivalents, the Company has determined its operating cycle as 12 months for the purpose of classification of its assets and liabilities as current and non-current.



N-Vet AB

Notes to the financial statements for the year ended 31 March, 2019



Amounts in SEK unless otherwise stated

3 Inventories	As at 31 Mar 2019	As at 31 Mar 2018
Finished goods	84,44,135	1,15,92,364
	84,44,135	1,15,92,364
4 Trade receivables	As at 31 Mar 2019	As at 31 Mar 2018
Unsecured, considered good		
Trade receivables	41,84,765	47,31,445
	41,84,765	47,31,445
5 Cash and cash equivalents	As at 31 Mar 2019	As at 31 Mar 2018
Balances with banks		
- In current accounts	44,45,433	51,42,273
	44,45,433	51,42,273
6 Loans	As at 31 Mar 2019	As at 31 Mar 2018
Unsecured, considered good		
Loans & Advances to related parties	50,90,780	30,00,000
	50,90,780	30,00,000
7 Other current financial assets	As at 31 Mar 2019	As at 31 Mar 2018
Debts due from related parties	47,017	1,15,575
	47,017	1,15,575
8 Other current assets	As at 31 Mar 2019	As at 31 Mar 2018
Advance to supplier	11,400	21,383
Advance Income-Tax including Tax Deducted at Source	2,32,849	-
Balances with government authorities	75,085	2,217
Prepaid expenses	3,75,087	5,07,293
	6,94,420	5,30,893
9 Share capital	As at 31 Mar 2019	As at 31 Mar 2018
(a) Authorised		
6000 equity shares of SEK 100 each	6,00,000	6,00,000
(b) Issued, Subscribed and fully paid up		
6000 equity shares of SEK 100 each	6,00,000	6,00,000
	6,00,000	6,00,000

Notes:

(i) Reconciliation of the number of shares and amount outstanding at the beginning and at the end of the reporting period:

Particulars	As at 31 Mar 2019		As at 31 Mar 2018	
	No. of shares	Amount	No. of shares	Amount
Equity shares				
Shares outstanding at the beginning of the period	6,000	600,000	6,000	600,000
Add: Shares issued during the period	-	-	-	-
Shares outstanding at the end of the period	6,000	600,000	6,000	600,000



(ii) Terms/rights attached to equity shares

In the event of liquidation of the Company, the holders of equity shares will be entitled to receive remaining assets of the company, after distribution of all preferential amounts, if any. The distribution will be in proportion to the number of equity shares held by the shareholders.

(iii) Details of shares held by each shareholder holding more than 5% shares

Equity shares

Name of the shareholder	As at 31 Mar 2019		As at 31 March 2018	
	No. of shares	% of Holding	No. of shares	% of Holding
Alivira Animal Health Limited, Ireland, the holding company	5,766	96.10%	5,100	85.00%
Claes Goran Sjosten	-	-	666	11.10%

10 Other Equity	As at 31 Mar 2019	As at 31 Mar 2018
(a) Retained Earnings		
Opening Balance	81,41,475	54,98,967
Add: Profit for the period	16,52,345	46,42,509
Dividend paid	(20,00,000)	(20,00,000)
Closing Balance	77,93,820	81,41,475
(b) Other Reserves - General Reserve		
Opening Balance	1,00,76,557	1,00,76,557
	1,00,76,557	1,00,76,557
Other Equity (Total)	1,78,70,378	1,82,18,033
11 Current - Financial liabilities	As at 31 Mar 2019	As at 31 Mar 2018
Trade payable	24,89,936	40,56,942
	24,89,936	40,56,942
12 Current - Other financial liabilities	As at 31 Mar 2019	As at 31 Mar 2018
Other current liabilities	27,003	26,038
	27,003	26,038
13 Other Current Liabilities	As at 31 Mar 2019	As at 31 Mar 2018
Statutory remittances	13,08,226	12,56,048
	13,08,226	12,56,048
14 Short term provisions	As at 31 Mar 2019	As at 31 Mar 2018
Provision for compensated absences	6,11,008	6,50,315
	6,11,008	6,50,315
15 Current tax liabilities (Net)	As at 31 Mar 2019	As at 31 Mar 2018
Provision for taxation (Net off advance taxes)	-	3,05,174
	-	3,05,174



N-Vet AB

Notes to the financial statements for the year ended 31 March, 2019

Amounts in SEK unless otherwise stated

	Year ended 31 Mar 2019	Year ended 31 Mar 2018
16 Revenue from operations		
Sale of products	2,89,58,366	3,29,57,137
	2,89,58,366	3,29,57,137
17 Other Income		
Interest income	1,25,767	1,03,876
	1,25,767	1,03,876
18 Purchases of stock-in-trade		
Purchases of stock-in-trade	1,44,63,189	2,06,24,870
	1,44,63,189	2,06,24,870
19 Changes in inventories of finished goods and work-in-progress & intermediates		
<u>Opening stock</u>		
Finished goods	1,15,92,364	93,25,294
	1,15,92,364	93,25,294
<u>Closing stock</u>		
Finished goods	84,44,135	1,15,92,364
	84,44,135	1,15,92,364
Net (increase) / decrease	31,48,229	(22,67,070)
20 Employee benefits expense		
Salaries and wages	35,06,988	36,27,121
Contribution to provident and other funds	13,93,505	12,84,869
Staff welfare expenses	2,35,234	2,35,151
	51,35,727	51,47,141
21 Finance costs		
Interest expense	3,750	3,750
Other borrowing costs	21,814	3,699
	25,564	7,449
22 Other expenses		
Travel expenses	4,84,473	5,79,786
Communication expenses	1,38,891	1,81,291
Legal and Professional charges	8,17,884	6,21,273
Freight and forwarding	2,00,179	2,86,421
Rent	3,16,139	2,27,319
Repairs to others	1,17,391	89,567
Insurance	90,595	89,673
Advertisement and selling expenses	4,03,149	4,02,364
Net loss on foreign currency transactions and translation	1,91,718	3,29,366
Other expenses	12,19,926	7,30,579
	39,80,345	35,37,640
23 Tax expense		
Current tax	6,78,734	13,71,024
	6,78,734	13,71,024



N-Vet AB

Notes to the financial statements for the year ended 31 March, 2019

All amounts are in SEK unless otherwise stated

24 Related Party Disclosures:

A List of related parties:

i) Holding company:

Alivira Animal Health Limited, Ireland
 Alivira Animal Health Limited, India (Holding company of Alivira Animal Health Limited, Ireland)
 Sequent Scientific Limited, India (Ultimate Holding Company)

ii) Fellow subsidiaries

Laboratorios Karizoo, S.A.

iii) Key Management Personnel

Claes Goran Sjosten (upto 31 December)
 Anders Krogerstrom (w.e.f. 01 January)
 Katarina Agren (w.e.f. 01 January 2019)


Related parties are as identified by the Company and relied upon by the Auditors.

A. Transaction during the period

Nature of Transactions	Holding Company		Fellow subsidiaries		Key Management Personnel	
	Year ended 31 March 2019	Year ended 31 March 2018	Year ended 31 March 2019	Year ended 31 March 2018	Year ended 31 March 2019	Year ended 31 March 2018
(i) Managerial remuneration						
Claes Goran Sjosten					8,11,387	14,84,445
Anders Krogerstrom					6,12,303	-
Katarina Agren					8,03,424	-
(ii) Interest Income						
Alivira Animal Health Limited, Ireland	1,25,767	1,03,876				
(iii) Loan Given during the year						
Alivira Animal Health Limited, Ireland	42,18,280	-				
(iv) Loan repaid during the year						
Alivira Animal Health Limited, Ireland	21,27,500	-				
(v) Dividend given						
Alivira Animal Health Limited, Ireland	17,00,000	17,00,000				
(vi) Purchase of Goods						
Laboratorios Karizoo S.A			75,265	22,459		

B. Balance as at balance sheet date:

Nature of Transactions	Holding Company		Fellow subsidiaries		Key Management Personnel	
	As at 31 March 2019	As at 31 March 2018	As at 31 March 2019	As at 31 March 2018	As at 31 March 2019	As at 31 March 2018
(i) Payables						
Claes Goran Sjosten					4,618	25,757
Laboratorios Karizoo S.A			68,866	4,626		
(ii) Other Receivables						
Alivira Animal Health Limited, Ireland	47,017	1,15,575				
(iii) Loan Outstanding						
Alivira Animal Health Limited, Ireland	50,90,780	30,00,000				



N-Vet AB**Notes forming part of the financial statements****All amounts are in SEK unless otherwise stated****25 Details of leasing arrangements**

The Company's significant leasing arrangement is mainly in respect of office premises, machinery and equipment; the aggregate lease rent payable on these leasing arrangements charged to Statement of Profit and Loss is SEK 316,139 (Previous Year SEK 227,319).

26 Earnings per share

Particulars	Year ended 31 Mar 2019	Year ended 31 Mar 2018
Net profit / (loss) for the year as per statement of profit and loss	16,52,345	46,42,509
Weighted average number of equity shares	6,000	6,000
Earnings / (Loss) per share - Basic	275.39	773.75
Earnings / (Loss) per share - Diluted	275.39	773.75

27 Contingent liabilities and commitments

There are no contingent liability and commitments

28 Segment information

Segments have been identified taking into account the nature of services, the differing risks and returns, the organisational structure and the internal reporting system

Primary segment: Business segment

The Company is mainly engaged in the business of trading and marketing of Pharmaceutical products. Considering the nature of business and financial reporting of the Company, the Company has only one business segment viz; Pharmaceuticals as primary reportable segment. All the activities of the Company are in Europe.

As per our report of event date

M O J & ASSOCIATES

ICAI firm registration number: 015425S

Chartered Accountants



Avneep Mehta

Partner


Membership no. 225441



Place: Bengaluru

Date: May 13, 2019

FOR AND ON BEHALF OF THE BOARD OF DIRECTORS



Ashish Kakabalia

Director



Place: Thane

Date: May 13, 2019