

1. Name of Listed Entity: Sequent Scientific Limited
2. Scrip Code/Name of Scrip/Class of Security: SEQUENT
3. Share Holding Pattern Filed under: 31b
4. Share Holding Pattern as on : 30-Sep-2018
5. Declaration: The Listed entity is required to submit the following declaration to the extent of submission of information:-

S. No.	Particulars	Yes/No
1	Whether the Listed Entity has issued any partly paid up shares?	No
2	Whether the Listed Entity has issued any Convertible Securities?	No
3	Whether the Listed Entity has any shares against which depository receipts are issued?	No
4	Whether the Listed Entity has any shares in locked-in?	Yes
5	Whether any shares held by promoters are pledge or otherwise encumbered?	Yes
6	Whether the Listed Entity has issued any differential Voting Rights?	No
7	Whether the Listed Entity has issued any Warrants?	No

Table I - Summary Statement holding of specified securities

Category (i)	Category of shareholder (ii)	Nos. of share holders (iii)	No. of fully paid up equity shares held		No. of Depository Receipts (vi)	Total nos. shares held (vii) = (iv)+(v)+(vi)	Shareholding as a % of total no. of shares (calculated as per SCRR, 1957)		Number of Voting Rights held in each class of securities (ix)	No. of Shares Underlying Outstanding convertible securities (including Warrants) (x)	Shareholding, as a % assuming full conversion of convertible securities (as a percentage of diluted share capital)		Number of Locked in shares (xi)	Number of Shares pledged or otherwise encumbered (xiii)	Number of equity shares held in dematerialized form (xiv)
			(iv)	(v)			As a % of (A+B+C2)	As a % of (A+B+C)			(X) = (vii) - (x)	As a % of (A+B+C2)			



A	Promoter & Promoter Group	18	1396919	0	0	139691	57.31	1396	0	139	57.31	0	57.31	23288	16.67	600	43.02	13969199
			97			997		9199		691				670		886		7
B	Public	17857	1026439	0	0	102643	42.11	1026	0	102	42.11	0	42.11		0.00			10259396
			98			998		4399		643								8
C	Non Promoter- Non Public	1	1400200	0	0	140020		1400	0	140	0.57	0		0	0.00			1400200
						0		200		020								
C1	Shares underlying DRS	0	0	0	0	0		0	0	0	0.00	0			0.00			0
C2	Shares held by Employee Trusts	1	1400200	0	0	140020	0.57	1400	0	140	0.57	0	0.57		0.00			1400200
						0		200		020								
	Total	17876	2437361	0	0	243736	100.00	2437	0	243	100.00	0	99.00	23288	9.55	600	24.65	24368616
			95			195		3619		736				670		886		5







Table II - Statement showing shareholding pattern of the Promoter and Promoter Group


Category & Name of the Shareholders (i)	PAN (ii)	No. of share holder (iii)	No. of fully paid up equity shares held (iv)	Partly paid-up equity shares held (v)	Nos. of underlying Depository Receipts (vi)	Total nos. shares held (VII = IV+V+VI)	Shareholding % calculated as per SCRR, 1957 (viii)	Number of Voting Rights held in each class of securities (ix)			Total as a % of Total Voting rights	No. of Shares (including Warrants) (x)	Shareholding % as assuming full conversion of convertible securities (xi) = (VII)+(X) as a % of A+B+C2	Number of Locked in shares (xii)	Number of Shares pledged or otherwise encumbered (xiii)	Number of equity shares held in dematerialized form (xiv)
								Class X	Class Y	Total						
Indian		0	0	0	0	0	0.00	0	0	0	0.00	0	0	0	0	
Individuals/Hindu undivided Family		12	56139062	0	0	56139062	23.03	56139062	0	56139062	23.03	0	0	233000	56139062	
DEEPA ARUN KUMAR	AFUP1K7866D		500000	0	0	500000	0.21	500000	0	500000	0.21	0	0	0	500000	
RAJITHA GOPALAKRISHNAN	ADE1PG1876F		550000	0	0	550000	0.23	550000	0	550000	0.23	0	0	0	550000	
YALAVARTHY USHA RANI	AAK1PU4778P		150000	0	0	150000	0.06	150000	0	150000	0.06	0	0	0	150000	
HEMALATHA PILLAI	AHD1PP9420B		500000	0	0	500000	0.21	500000	0	500000	0.21	0	0	0	500000	
TARINI ARUN KUMAR	BMS1PK2932C		500000	0	0	500000	0.21	500000	0	500000	0.21	0	0	0	500000	
VINEETHA MOHANAKUMAR	AEU1PV7329F		500000	0	0	500000	0.21	500000	0	500000	0.21	0	0	0	500000	

PILLAI																			
ARUNKUMAR PILLAI	AFBP1 P0461 EL	1	23499 965	0	234999 65	9.64	23499 965	234 999	9.64	0	9.64	0	0.00	233 000	99.15	23499965			
SAJITHA PILLAI	AAO PP80 82D	1	53916 7	0	539167	0.22	53916 7	539 167	0.22	0	0.22	0	0.00	0	0.00	539167			
ADITYA ARUN KUMAR	AVV PK54 20G	1	50000 0	0	500000	0.21	50000 0	500 000	0.21	0	0.21	0	0.00	0	0.00	500000			
KRISHNA KUMAR NAIR	AAB PN87 87G	1	50000 0	0	500000	0.21	50000 0	500 000	0.21	0	0.21	0	0.00	0	0.00	500000			
PADMAKU MAR KARUNAKA RAN PILLAI	ADH PP21 65P	1	50000 0	0	500000	0.21	50000 0	500 000	0.21	0	0.21	0	0.00	0	0.00	500000			
K R RAVISHAN KAR	ADA PR60 16N	1	27899 930	0	278999 30	11.45	27899 930	278 999	11.45	0	11.45	0	0.00	0	0.00	27899930			
Central Government/ State Government(s)		0	0	0	0	0.00	0	0	0.00	0	0.00	0	0.00	0	0.00	0			
Financial Institutions/ Banks		0	0	0	0	0.00	0	0	0.00	0	0.00	0	0.00	0	0.00	0			
Any Other (specify)		6	83552 935	0	835529 35	34.28	83552 935	835 529	34.28	0	34.28	2328 8670	27.8 7	367 886	44.03	83552935			
Bodies Corporate		6	83552 935	0	835529 35	34.28	83552 935	835 529	34.28	0	34.28	2328 8670	175. 20	367 886	4	83552935			
AGNUS CAPITAL LP	AAR FA93 02J	1	21157 560	0	211575 60	8.68	21157 560	211 575	8.68	0	8.68	2500 000	11.8 2	176 817	83.57	21157560			






	AGNUS HOLDINGS PVT LTD	AAH 1 CS66 60A	130110 50	0	130115 0	0.53	130110 50	130 115	0.53	0	0.53	0	0.00	900 000	69.17	130115
	CHAYADEE P	AAC 1 CC34 89Q	518050 55	0	518055 5	2.13	518050 55	518 055	2.13	0	2.13	0	0.00	250 000	48.26	5180555
	CHAYADEE S PVT LTD	AAG 1 FC84 06J	251250 000	0	251250 00	10.31	251250 000	251 250	10.31	0	10.31	1500 000	5.97	119 182	47.44	25125000
	DEVICAM CAPITAL LLP	AAJF 1 D995 7E	378860 70	0	378867 0	1.55	378860 70	378 867	1.55	0	1.55	3788 670	100. 00	378 867	100.0	3788670
	PRONOMZ VENTURES LLP	AAM 1 FP68 00H	270000 000	0	270000 00	11.08	270000 000	270 000	11.08	0	11.08	1550 0000	57.4 01	0	0.00	27000000
	Sub-Total (A)(1)		18 139690 1997	0	139691 997	57.31	139690 1997	139 691	57.31	0	57.31	2328 8670	16.6 7	600 886	43.02	13969199
2	Foreign Individuals (Non-Resident Individuals/ Foreign Individuals)		0	0	0	0.00	0	0	0.00	0	0.00	0	0.00	0	0.00	0
a	Government Institutions		0	0	0	0.00	0	0	0.00	0	0.00	0	0.00	0	0.00	0
b	Foreign Portfolio Investor		0	0	0	0.00	0	0	0.00	0	0.00	0	0.00	0	0.00	0
c	Any Other (specify)		0	0	0	0.00	0	0	0.00	0	0.00	0	0.00	0	0.00	0
d	Sub-Total (A)(2)		0	0	0	0.00	0	0	0.00	0	0.00	0	0.00	0	0.00	0
e	Total		18 139690	0	139691 57.31	57.31	139690	139 57.31	57.31	0	57.31	2328 16.6	600 43.02	600 43.02	13969199	



Shareholding of Promoter and Promoter Group (A) = (A)(1)+(A)(2)	1997	1997	1997	691 997	86707	88670	7
---	------	------	------	---------	-------	-------	---

Table III - Statement showing shareholding pattern of the Public shareholder

Category & Name of the Shareholders (i)	PAN (ii)	Nos. of share holder (iii)	No. of fully paid up equity shares held (iv)	Partly paid-up equity shares held (v)	Nos. of shares underlying Depository Receipts (vi)	Total nos. shares held VII = (iv+v+vi)	Shareholding % calculated as per SCRR, 1957 (A+B+C2) As a % of VIII	Number of Voting Rights field in each class of securities (ix)			Total as a % of Total Voting rights	No. of Shares Underlying Outstanding convertible securities (including Warrants) (x)	Total shareholding 9, as a % assuming full conversion of convertible securities (as a percentage of diluted share capital) (xi)	Number of Locked in shares (xii)		Number of Shares pledged or otherwise encumbered (xiii)		Number of equity shares held in dematerialized form (xiv)
								Class X	Class Y	Total				No. (a)	As a % of total Shares held (b)	No. (a)	As a % of total shares held (b)	
1 Institutions		0	0	0	0	0	0.00	0	0	0	0.00	0	0.00				0	
a Mutual Funds/		1	110390	0	0	110390	4.53	110390	0	110	4.53	0	4.53	0.00	0.00		11039377	
			377			77		377		393								
	SBI MAGNUM TAXGAIN SCHEME	AAB TS64 07Q	110390	0	0	110390	4.53	110390	0	110	4.53	0	4.53	0.00	0.00		11039377	
b Venture Capital Funds		0	0	0	0	0	0.00	0	0	0	0.00	0	0.00				0	
c Alternate Investment Funds		0	0	0	0	0	0.00	0	0	0	0.00	0	0.00				0	
d Foreign Venture Capital Investors		0	0	0	0	0	0.00	0	0	0	0.00	0	0.00				0	
e Foreign Portfolio Investors		25	220520	0	0	220520	9.05	220520	0	220	9.05	0	9.05	0.00	0.00		22052521	
			521			21		521		21								



	TIME HOLDINGS	AAF CT04 80M	1	153300	0	0	153307	6.29	153300	153307	6.29	0	0.00		15330795
	MORGAN STANLEY ASIA (SINGAPORE) PTE.	AAE CM35 75F	1	389950	0	0	389952	1.60	389950	389952	1.60	0	0.00		3899526
	Financial Institutions/ Banks		3	359710	0	0	359712	0.15	359710	359712	0.15	0	0.00		359712
	Insurance Companies		0	0	0	0	0	0.00	0	0	0.00	0	0.00		0
	Provident Funds/ Pension Funds		0	0	0	0	0	0.00	0	0	0.00	0	0.00		0
	Any Other (specify)		0	0	0	0	0	0.00	0	0	0.00	0	0.00		0
	Sub-Total (B)(1)		29	334510	0	0	334516	13.72	334510	334516	13.72	0	0.00		33451610
	Central Government/ State Government(s) / President of India		0	0	0	0	0	0.00	0	0	0.00	0	0.00		0
	Sub-Total (B)(2)		0	0	0	0	0	0.00	0	0	0.00	0	0.00		0
	Non-institutions		0	0	0	0	0	0.00	0	0	0.00	0	0.00		0
	Individuals -		16999	3085075	0	0	30855075	12.66	30855075	30855075	12.66	0	0.00		30805045
	Individual shareholders		16969	19659072	0	0	19659672	8.07	19659072	19659672	8.07	0	0.00		19609642



	holding nominal share capital up to Rs. 2 lakhs.											72								
ii	Individual shareholders holding nominal share capital in excess of Rs. 2 lakhs.	30	11195403	0	11195403	4.59	111950403	11195403	11195403	4.59	0	4.59	0.00		11195403					
b	NBFCs registered with RBI	0	0	0	0	0.00	0	0	0	0.00	0	0.00	0.00		0					
c	Employee Trusts	0	0	0	0	0.00	0	0	0	0.00	0	0.00	0.00		0					
d	Overseas Depositories (holding DRs) (balancing figure)	0	0	0	0	0.00	0	0	0	0.00	0	0.00	0.00		0					
e	Any Other (specify)	829	383370313	0	383370313	15.73	383370313	383370313	383370313	15.73	0	15.73	0.00		383370313					
	Bodies Corporate	392	28962800	0	28962800	11.88	28962800	28962800	28962800	11.88	0	11.88	0.00		28962800					
	UNIT TRUST OF INDIA INVESTMENT ADVISORY	AAC 1	141380395	0	141380395	5.80	141380395	141380395	141380395	5.80	0	5.80	0.00		141380395					
	Clearing Members	112	6223701	0	6223701	0.26	6223701	6223701	6223701	0.26	0	0.26	0.00		6223701					
	Director or Director's	3	324740	0	324740	0.13	324740	324740	324740	0.13	0	0.13	0.00		324740					



Relatives																							
JEPF	1	229000	0	0	229000	0.01	229000	0.01	229000	0	0	0.01	0.00									229000	
Non-Resident Indian (NRI)	308	831260	0	0	831267	3.41	831260	3.41	831260	0	0	3.41	0.00										8312671
		71			1		71		71				267										
SATPAL KHATTAR	ARC PK96 11J	712220	0	0	712221	2.92	712220	2.92	712220	0	0	2.92	0.00										7122210
Others	9	849310	0	0	849310	0.03	849310	0.03	849310	0	0	0.03	0.00										84931
Trusts	4	69000	0	0	69000	0.00	69000	0.00	69000	0	0	0.00	0.00										69000
Sub-Total (B)(3)	17828	691920	0	0	691923	28.39	691920	28.39	691920	0	0	28.39	0.00										69142358
		388			88		388		388				923										
													88										
Total Public Shareholding (B)= (B)(1)+(B)(2) +(B)(3)	17857	102640	0	0	102643	42.11	102640	42.11	102640	0	0	42.11	0.00										10259396
		3998			998		3998		3998				643										8



Table IV - Statement showing shareholding pattern of the Non Promoter- Non Public shareholder

Category & Name of the Shareholders (i)	PAN (ii)	No. of shares older (iii)	No. of fully paid up equity shares held (iv)	Partly paid-up equity shares held (v)	Nos. of shares underlying Depository Receipts (vi)	Total no. shares held (VII) = (IV)+(V)+(VI)	Shareholding % calculate as per SCRR, 1957 As a % of (A+B+C2) (VIII)	Number of Voting Rights held in each class of securities (ix)			Total as a % of Total Voting rights	No. of Shares Underlying Outstanding convertible securities (including Warrants) (x)	Total shareholding g. as a % assuming full conversion of convertible securities (as a percentage of diluted share capital) (xi)	Number of Locked in shares (xii)	As a % of total Shares held (xiii)	Number of Shares pledged or otherwise encumbered (xiii)	As a % of total shares held (Not applicable) (xiii)	Number of equity shares held in dematerialized form (Not Applicable) (xiv)
								Class X	Class Y	Total								
1 Custodian/DR Holder		0	0	0	0	0	0	0	0	0	0	0	0.00	0	0	0	0	
2 Employee Benefit Trust (under SEBI (Share based Employee Benefit) Regulations, 2014)		1	140020	0	0	140020	0.57	140020	140020	140020	0.57	0	0.57	0	0.00	0	0.00	1400200
Total Non-Promoter- Non Public Shareholding (C) = (C1)+(C2)		1	140020	0	0	140020	0.57	140020	140020	140020	0.57	0	0.57	0	0.00	0	0.00	1400200

Table II - Unclaim Details

Details of Shares which remain unclaimed may be given here along with details such as number of shareholders, outstanding shares held in demat/unclaimed suspense account, voting rights which are frozen etc.	No. of share holders	No of share held
--	----------------------	------------------



Table III- Unclaim Details

Details of Shares which remain unclaimed may be given here along with details such as number of shareholders, outstanding shares held in demat/unclaimed suspense account, voting rights which are frozen etc.	
No. of shareholders	No of share held

Table III- Person in Concert

Details of the shareholders acting as persons in Concert including their Shareholding			
Name of shareholder	Name of PAC	No. of share	Holding %

