


Alivira Animal Health Limited, UK
BALANCE SHEET AS AT 31 MARCH 2023
 Amounts in GBP (£) unless otherwise stated

| Particulars | Note No. | As at 31 Mar 2023 (GBP) | As at 31 Mar 2022 (GBP) |
|-------------------------------------|----------|-------------------------------|-------------------------------|
| ASSETS | | | |
| 1 Current assets | | | |
| (ii) Cash and cash equivalents | 1 | 912 | 912 |
| Current assets | | 912 | 912 |
| TOTAL ASSETS | | 912 | 912 |
| EQUITY AND LIABILITIES | | | |
| 1 Equity | | | |
| (a) Equity share capital | 2 | 15,000 | 15,100 |
| (b) Other Equity | 3 | | |
| Retained Earnings | | -14,616 | -14,716 |
| Other Reserves | | - | - |
| | | 384 | 384 |
| 3 Non-Current Liabilities | | | |
| 4 Current liabilities | | | |
| (a) Financial Liabilities | | | |
| (i) Short-term borrowings | 5 | - | - |
| (ii) Trade payables | 4 | 528 | 528 |
| (iii) Other financial liabilities | 5 | | |
| | | 528 | 528 |
| TOTAL EQUITY AND LIABILITIES | | 912 | 912 |

FOR AND ON BEHALF OF THE MANAGEMENT



DIRECTOR

Thane, 22 May 2023


Alivira Animal Health Limited, UK

PROFIT AND LOSS FOR THE YEAR ENDED Mar 2023

Amounts in GBP (£) unless otherwise stated

| | Particulars | Note No | Year ended 31 March 23 (GBP) | Year ended 31 March 22 (GBP) |
|-------|----------------------------------|---------|------------------------------------|------------------------------------|
| (I) | Revenue From Operations | 17 | | - |
| (I) | Other Income | 18 | - | - |
| | Total Income (I) | | - | - |
| (II) | EXPENSES | | | |
| | Other expenses | 19 | - | 14,616 |
| | Total expenses (II) | | - | 14,616 |
| (III) | Profit before tax (I- II) | | - | -14,616 |

FOR AND ON BEHALF OF THE MANAGEMENT




DIRECTOR

Thane, 22 May 2023

Alivira Animal Health Limited, UK
Notes to accounts
Amounts in GBP (£) unless otherwise stated

| Note no | Particulars | As at 31 Mar 2023 GBP | As at 31 Mar 2022 GBP |
|---------|---------------------------|--------------------------|--------------------------|
| 1 | Cash and cash equivalents | | |
| | - In current accounts | 912 | 912 |
| | | <u>912</u> | <u>912</u> |
| 2 | Share Capital | | |
| | Equity Share Capital | 15,000 | 15,100 |
| | | <u>15,000</u> | <u>15,100</u> |
| 3 a) | Retained Earnings | | -100 |
| | | -14,616 | -14,616 |
| | | <u>-14,616</u> | <u>-14,716</u> |
| | b) Other Reserve | | |
| | Translation Reserve | | |
| | | <u>-</u> | <u>-</u> |
| | Other Equity (Total) | <u>-14,616</u> | <u>-14,716</u> |
| 4 | Trade Payable | | |
| | Trade Payable | 528 | 528 |
| | | <u>528</u> | <u>528</u> |

FOR AND ON BEHALF OF THE MANAGEMENT




DIRECTOR

Thane, 22 May 2023

Alivira Animal Health Limited, UK
Notes to accounts
Amounts in GBP (£) unless otherwise stated

| Note no | Particulars | As at 31 | As at 31 |
|---------|--------------------------------|----------|---------------|
| | | Mar 2023 | Mar 2022 |
| | | GBP | GBP |
| 18 | Other Income | - | - |
| | | <u>-</u> | <u>-</u> |
| 19 | Other expenses | | |
| | Travel expenses | | 354 |
| | Legal and Professional Charges | | 13,806 |
| | Rent | | 456 |
| | | <u>-</u> | <u>14,616</u> |

FOR AND ON BEHALF OF THE MANAGEMENT



DIRECTOR

Thane, 22 May 2023